

FAG

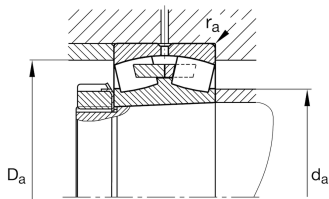
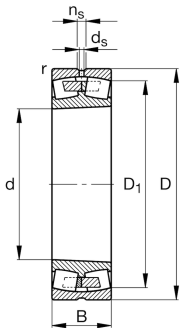
22234-E1A-XL-K-M-C3

Spherical Roller Bearing

Spherical roller bearing 222...-E1A-XL-K-M,
symmetric 2 outer ribs

X-life

Technical information



Your current product variant

Design	E1A	Without central rip
Bore type	K	Tapered, taper 1:12
Cage	M	Brass Cage
Radial internal clearance	C3 (Group 3)	Internal clearance larger than CN
Relubrication facility	Standard	

Main Dimensions & Performance Data

d	170 mm	Bore diameter
D	310 mm	Outside diameter
B	86 mm	Width
C _r	1.320.000 N	Basic dynamic load rating, radial
C _{0r}	1.570.000 N	Basic static load rating, radial
C _{ur}	144.000 N	Fatigue load limit, radial
n _G	2.550 1/min	Limiting speed
n _{gr}	1.780 1/min	Reference speed
m	27 kg	Weight



Mounting dimensions

$d_{a \min}$	187 mm	Minimum diameter shaft shoulder
$D_{a \max}$	293 mm	Maximum diameter of housing shoulder
$r_{a \max}$	3 mm	Maximum recess radius
$d_{a \max}$	199 mm	Maximum diameter of shaft shoulder
$d_{b \min}$	180 mm	Minimum cavity diameter of the sleeve
$B_{a \min}$	10 mm	Minimum cavity width of the sleeve

Dimensions

r_{\min}	4 mm	Minimum chamfer dimension
D_1	275,4 mm	Bore diameter outer ring
d_2	199,8 mm	Raceway diameter of the inner ring
d_s	9,5 mm	Diameter lubrication hole
n_s	17,7 mm	Width of lubricating groove

Temperature range

T_{\min}	-30 °C	Operating temperature min.
T_{\max}	200 °C	Operating temperature max.

Calculation factors








e	0,26	Limiting value of F_a/F_r for the applicability of diff. Values of factors X and Y
Y_1	2,6	Dynamic axial load factor
Y_2	3,87	Dynamic axial load factor
Y_0	2,54	Static axial load factor

Additional information

H3134	Adapter sleeve
AH3134A	Withdrawal sleeve



Characteristics

-  Radial load
-  Axial load in one direction
-  Axial load in two directions
-  Grease Lubrication
-  Oil Lubrication
-  Not sealed
-  Dynamic angular error and misalignment