



FAG

**22212-E1A-XL-M**

Spherical Roller Bearing

Spherical roller bearing 222...-E1A-XL-M,  
symmetric 2 outer ribs

X-life

## Technical information



## Your current product variant

Design	E1A	Without central rip
Bore type	Z	Cylindrical
Cage	M	Brass Cage
Radial internal clearance	CN (Group N)	Normal internal clearance
Relubrication facility	Standard	

## Main Dimensions &amp; Performance Data

d	60 mm	Bore diameter
D	110 mm	Outside diameter
B	28 mm	Width
$C_r$	160.000 N	Basic dynamic load rating, radial
$C_{0r}$	155.000 N	Basic static load rating, radial
$C_{ur}$	20.700 N	Fatigue load limit, radial
$n_G$	8.100 1/min	Limiting speed
$n_{gr}$	4.550 1/min	Reference speed
$\approx m$	1,085 kg	Weight



## Mounting dimensions

$d_{a \min}$	69 mm	Minimum diameter shaft shoulder
$D_{a \max}$	101 mm	Maximum diameter of housing shoulder
$r_{a \max}$	1,5 mm	Maximum recess radius



## Dimensions

$r_{\min}$	1,5 mm	Minimum chamfer dimension
$D_1$	98,7 mm	Bore diameter outer ring
$d_2$	71,6 mm	Raceway diameter of the inner ring
$d_s$	3,2 mm	Diameter lubrication hole
$n_s$	6,5 mm	Width of lubricating groove







## Temperature range

$T_{\min}$	-30 °C	Operating temperature min.
$T_{\max}$	200 °C	Operating temperature max.

## Calculation factors

$e$	0,23	Limiting value of $F_a/F_r$ for the applicability of diff. Values of factors X and Y
$Y_1$	2,98	Dynamic axial load factor
$Y_2$	4,44	Dynamic axial load factor
$Y_0$	2,92	Static axial load factor

## Characteristics

	Radial load
	Axial load in one direction
	Axial load in two directions
	Grease Lubrication
	Oil Lubrication
	Static angular error and misalignment