



FAG

**22214-E1A-XL-M-C3**

## Spherical Roller Bearing

Spherical roller bearing 222...-E1A-XL-M,  
symmetric 2 outer ribs

X-life

## Technical information



## Your current product variant

Design	E1A	Without central rip
Bore type	Z	Cylindrical
Cage	M	Brass Cage
Radial internal clearance	C3 (Group 3)	Internal clearance larger than CN
Relubrication	Standard	

## Main Dimensions &amp; Performance Data

d	70 mm	Bore diameter
D	125 mm	Outside diameter
B	31 mm	Width
$C_r$	211.000 N	Basic dynamic load rating, radial
$C_{0r}$	226.000 N	Basic static load rating, radial
$C_{ur}$	28.500 N	Fatigue load limit, radial
$n_G$	6.700 1/min	Limiting speed
$n_{gr}$	3.950 1/min	Reference speed
$m$	1,5 kg	Weight





### Mounting dimensions

$d_{a \min}$	79 mm	Minimum diameter shaft shoulder
$D_{a \max}$	116 mm	Maximum diameter of housing shoulder
$r_{a \max}$	1,5 mm	Maximum recess radius
$d_{a \max}$	84 mm	Maximum diameter of shaft shoulder
$d_{b \min}$	75 mm	Minimum cavity diameter of the sleeve
$B_{a \min}$	11 mm	Minimum cavity width of the sleeve

### Dimensions

$r_{\min}$	1,5 mm	Minimum chamfer dimension
$D_1$	112,5 mm	Bore diameter outer ring
$d_2$	84,4 mm	Raceway diameter of the inner ring
$d_s$	3,2 mm	Diameter lubrication hole
$n_s$	6,5 mm	Width of lubricating groove

### Temperature range

$T_{\min}$	-30 °C	Operating temperature min.
$T_{\max}$	200 °C	Operating temperature max.

### Calculation factors

$e$	0,23	Limiting value of $F_a/F_r$ for the applicability of diff. Values of factors X and Y
$Y_1$	2,95	Dynamic axial load factor
$Y_2$	4,4	Dynamic axial load factor
$Y_0$	2,89	Static axial load factor







### Additional information

H314	Adapter sleeve
AH314G	Withdrawal sleeve



### Characteristics

---

-  Radial load
-  Axial load in one direction
-  Axial load in two directions
-  Grease Lubrication
-  Oil Lubrication
-  Static angular error and misalignment