



FAG

22214-E1A-XL-M-C4

Spherical Roller Bearing

Spherical roller bearing 222...-E1A-XL-M,
symmetric 2 outer ribs

X-life

Technical information



Your current product variant

| | | |
|---------------------------|--------------|-----------------------------------|
| Design | E1A | Without central rip |
| Bore type | Z | Cylindrical |
| Cage | M | Brass Cage |
| Radial internal clearance | C4 (Group 4) | Internal clearance larger than C3 |
| Relubrication | Standard | |

Main Dimensions & Performance Data

| | | |
|----------|-------------|-----------------------------------|
| d | 70 mm | Bore diameter |
| D | 125 mm | Outside diameter |
| B | 31 mm | Width |
| C_r | 211.000 N | Basic dynamic load rating, radial |
| C_{0r} | 226.000 N | Basic static load rating, radial |
| C_{ur} | 28.500 N | Fatigue load limit, radial |
| n_G | 6.700 1/min | Limiting speed |
| n_{gr} | 3.950 1/min | Reference speed |
| m | 1,5 kg | Weight |





Mounting dimensions

| | | |
|--------------|--------|---------------------------------------|
| $d_{a \min}$ | 79 mm | Minimum diameter shaft shoulder |
| $D_{a \max}$ | 116 mm | Maximum diameter of housing shoulder |
| $r_{a \max}$ | 1,5 mm | Maximum recess radius |
| $d_{a \max}$ | 84 mm | Maximum diameter of shaft shoulder |
| $d_{b \min}$ | 75 mm | Minimum cavity diameter of the sleeve |
| $B_{a \min}$ | 11 mm | Minimum cavity width of the sleeve |

Dimensions

| | | |
|------------|----------|------------------------------------|
| r_{\min} | 1,5 mm | Minimum chamfer dimension |
| D_1 | 112,5 mm | Bore diameter outer ring |
| d_2 | 84,4 mm | Raceway diameter of the inner ring |
| d_s | 3,2 mm | Diameter lubrication hole |
| n_s | 6,5 mm | Width of lubricating groove |

Temperature range

| | | |
|------------|--------|----------------------------|
| T_{\min} | -30 °C | Operating temperature min. |
| T_{\max} | 200 °C | Operating temperature max. |

Calculation factors







| | | |
|-------|------|--|
| e | 0,23 | Limiting value of F_a/F_r for the applicability of diff. Values of factors X and Y |
| Y_1 | 2,95 | Dynamic axial load factor |
| Y_2 | 4,4 | Dynamic axial load factor |
| Y_0 | 2,89 | Static axial load factor |

Additional information

| | |
|--------|-------------------|
| H314 | Adapter sleeve |
| AH314G | Withdrawal sleeve |



Characteristics

-  Radial load
-  Axial load in one direction
-  Axial load in two directions
-  Grease Lubrication
-  Oil Lubrication
-  Static angular error and misalignment