



FAG

22215-E1A-XL-M-C3

Spherical Roller Bearing

Spherical roller bearing 222...-E1A-XL-M,
symmetric 2 outer ribs

X-life

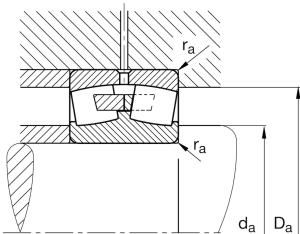
Technical information



Your current product variant

Design	E1A	Without central rip
Bore type	Z	Cylindrical
Cage	M	Brass Cage
Radial internal clearance	C3 (Group 3)	Internal clearance larger than CN
Relubrication	Standard	

Main Dimensions & Performance Data



d	75 mm	Bore diameter
D	130 mm	Outside diameter
B	31 mm	Width
C_r	216.000 N	Basic dynamic load rating, radial
C_{0r}	237.000 N	Basic static load rating, radial
C_{ur}	30.500 N	Fatigue load limit, radial
n_G	6.500 1/min	Limiting speed
n_{gr}	3.700 1/min	Reference speed
m	1,669 kg	Weight



Mounting dimensions

$d_{a \min}$	84 mm	Minimum diameter shaft shoulder
$D_{a \max}$	121 mm	Maximum diameter of housing shoulder
$r_{a \max}$	1,5 mm	Maximum recess radius
$d_{a \max}$	89 mm	Maximum diameter of shaft shoulder
$d_{b \min}$	80 mm	Minimum cavity diameter of the sleeve
$B_{a \min}$	12 mm	Minimum cavity width of the sleeve

Dimensions

r_{\min}	1,5 mm	Minimum chamfer dimension
D_1	117,7 mm	Bore diameter outer ring
d_2	89,8 mm	Raceway diameter of the inner ring
d_s	3,2 mm	Diameter lubrication hole
n_s	6,5 mm	Width of lubricating groove

Temperature range

T_{\min}	-30 °C	Operating temperature min.
T_{\max}	200 °C	Operating temperature max.

Calculation factors







e	0,22	Limiting value of F_a/F_r for the applicability of diff. Values of factors X and Y
Y_1	3,1	Dynamic axial load factor
Y_2	4,62	Dynamic axial load factor
Y_0	3,03	Static axial load factor

Additional information

H315	Adapter sleeve
AH315G	Withdrawal sleeve



Characteristics

-  Radial load
-  Axial load in one direction
-  Axial load in two directions
-  Grease Lubrication
-  Oil Lubrication
-  Static angular error and misalignment