



FAG

23192-BEA-XL-MB1-C3

Spherical Roller Bearing

Spherical roller bearing 231...-BEA-XL-MB1, symmetric 2 outer ribs with rib washer

X-life

Technical information



Your current product variant

Design	BEA	With lose center lip ring
Bore type	Z	Cylindrical
Cage	MB1	Solid brass cage
Radial internal clearance	C3 (Group 3)	Internal clearance larger than CN
Relubrication facility	Standard	

Main Dimensions & Performance Data

d	460 mm	Bore diameter
D	760 mm	Outside diameter
B	240 mm	Width
C_r	6.900.000 N	Basic dynamic load rating, radial
C_{0r}	11.500.000 N	Basic static load rating, radial
C_{ur}	760.000 N	Fatigue load limit, radial
n_G	770 1/min	Limiting speed
n_{gr}	395 1/min	Reference speed
$\approx m$	433,5 kg	Weight

Mounting dimensions

$d_{a \min}$	492 mm	Minimum diameter shaft shoulder
$D_{a \max}$	728 mm	Maximum diameter of housing shoulder
$r_{a \max}$	6 mm	Maximum recess radius



Dimensions

r_{min}	7,5 mm	Minimum chamfer dimension
D_1	663,4 mm	Bore diameter outer ring
d_s	12,5 mm	Diameter lubrication hole
n_s	23,5 mm	Width of lubricating groove










Temperature range

T_{min}	-30 °C	Operating temperature min.
T_{max}	200 °C	Operating temperature max.

Calculation factors

e	0,31	Limiting value of F_a/F_r for the applicability of diff. Values of factors X and Y
Y_1	2,21	Dynamic axial load factor
Y_2	3,29	Dynamic axial load factor
Y_0	2,16	Static axial load factor

Characteristics

-  F_r Radial load
-  F_a Axial load in one direction
-  F_a Axial load in two directions
-  Grease Lubrication
-  Oil Lubrication
-  Not sealed
-  Large bearing
-  Static angular error and misalignment
-  Dynamic angular error and misalignment