



FAG

23180-BEA-XL-MB1-H40

Spherical Roller Bearing

Spherical roller bearing 231...-BEA-XL-MB1-H40, symmetric 2 outer ribs with rib washer

X-life

Technical information



Your current product variant

Design	BEA	With lose center lip ring
Bore type	Z	Cylindrical
Cage	MB1	Solid brass cage
Radial internal clearance	CN (Group N)	Normal internal clearance
Relubrication facility	H40	Without lubricating groove and holes

Main Dimensions & Performance Data

d	400 mm	Bore diameter
D	650 mm	Outside diameter
B	200 mm	Width
C_r	5.000.000 N	Basic dynamic load rating, radial
C_{0r}	8.100.000 N	Basic static load rating, radial
C_{ur}	590.000 N	Fatigue load limit, radial
n_G	950 1/min	Limiting speed
n_{gr}	495 1/min	Reference speed
$\approx m$	260 kg	Weight

Mounting dimensions

$d_{a \min}$	426 mm	Minimum diameter shaft shoulder
$D_{a \max}$	624 mm	Maximum diameter of housing shoulder
$r_{a \max}$	5 mm	Maximum recess radius



Dimensions

r_{\min}	6 mm	Minimum chamfer dimension
D_1	571,4 mm	Bore diameter outer ring









Temperature range

T_{\min}	-30 °C	Operating temperature min.
T_{\max}	200 °C	Operating temperature max.

Calculation factors

e	0,29	Limiting value of F_a/F_r for the applicability of diff. Values of factors X and Y
Y_1	2,3	Dynamic axial load factor
Y_2	3,42	Dynamic axial load factor
Y_0	2,25	Static axial load factor

Characteristics

	Radial load
	Axial load in one direction
	Axial load in two directions
	Grease Lubrication
	Oil Lubrication
	Not sealed
	Static angular error and misalignment
	Dynamic angular error and misalignment