



FAG

**24068-BEA-XL-K30-MB1-C4**

## Spherical Roller Bearing

Spherical roller bearings 240...-BEA-K30, main dimensions to DIN 635-2, with tapered bore, taper 1:30

X-life

## Technical information



## Your current product variant

Design	BEA	With lose center lip ring
Bore type	K30	Tapered, taper 1:30
Cage	MB1	Solid brass cage
Radial internal clearance	C4 (Group 4)	Internal clearance larger than C3
Relubrication facility	Standard	

## Main Dimensions &amp; Performance Data

d	340 mm	Bore diameter
D	520 mm	Outside diameter
B	180 mm	Width
$C_r$	3.550.000 N	Basic dynamic load rating, radial
$C_{0r}$	6.200.000 N	Basic static load rating, radial
$C_{ur}$	530.000 N	Fatigue load limit, radial
$n_G$	1.080 1/min	Limiting speed
$n_{gr}$	610 1/min	Reference speed
$\approx m$	136,36 kg	Weight

## Mounting dimensions

$d_{a \min}$	358 mm	Minimum diameter shaft shoulder
$D_{a \max}$	502 mm	Maximum diameter of housing shoulder
$r_{a \max}$	4 mm	Maximum recess radius



## Dimensions

$r_{\min}$	5 mm	Minimum chamfer dimension
$D_1$	456,1 mm	Bore diameter outer ring
$d_s$	9,5 mm	Diameter lubrication hole
$n_s$	17,7 mm	Width of lubricating groove

## Temperature range

$T_{\min}$	-30 °C	Operating temperature min.
$T_{\max}$	200 °C	Operating temperature max.

## Calculation factors










$e$	0,32	Limiting value of $F_a/F_r$ for the applicability of diff. Values of factors X and Y
$Y_1$	2,12	Dynamic axial load factor
$Y_2$	3,15	Dynamic axial load factor
$Y_0$	2,07	Static axial load factor

## Additional information

AH24068-H

Withdrawal sleeve

## Characteristics

	Radial load
	Axial load in one direction
	Axial load in two directions
	Grease Lubrication
	Oil Lubrication
	Not sealed
	Large bearing
	Static angular error and misalignment
	Dynamic angular error and misalignment