

**FAG****239/630-B-MB-C3**

## Spherical Roller Bearing

Spherical roller bearing 239..-B-MB,  
symmetric 3 ribs

## Technical information



## Your current product variant

Design	B	With fixed central rib
Bore type	Z	Cylindrical
Cage	MB	Solid brass cage
Radial internal clearance	C3 (Group 3)	Internal clearance larger than CN
Relubrication	Standard	

## Main Dimensions &amp; Performance Data

d	630 mm	Bore diameter
D	850 mm	Outside diameter
B	165 mm	Width
$C_r$	4.100.000 N	Basic dynamic load rating, radial
$C_{0r}$	9.900.000 N	Basic static load rating, radial
$C_{ur}$	720.000 N	Fatigue load limit, radial
$n_G$	740 1/min	Limiting speed
$n_{gr}$	405 1/min	Reference speed
$m$	272,5 kg	Weight

## Mounting dimensions

$d_{a \min}$	653 mm	Minimum diameter shaft shoulder
$D_{a \max}$	827 mm	Maximum diameter of housing shoulder
$r_{a \max}$	5 mm	Maximum recess radius





### Dimensions

$r_{min}$	6 mm	Minimum chamfer dimension
$D_1$	784,5 mm	Bore diameter outer ring
$d_s$	12,5 mm	Diameter lubrication hole
$n_s$	23,5 mm	Width of lubricating groove









### Temperature range

$T_{min}$	-30 °C	Operating temperature min.
$T_{max}$	200 °C	Operating temperature max.

### Calculation factors

$e$	0,18	Limiting value of $F_a/F_r$ for the applicability of diff. Values of factors X and Y
$Y_1$	3,8	Dynamic axial load factor
$Y_2$	5,66	Dynamic axial load factor
$Y_0$	3,72	Static axial load factor

### Characteristics

-  Radial load
-  Axial load in one direction
-  Axial load in two directions
-  Grease Lubrication
-  Oil Lubrication
-  Not sealed
-  Large bearing
-  Static angular error and misalignment
-  Dynamic angular error and misalignment