

**FAG****23972-K-MB**

Spherical Roller Bearing

Spherical roller bearing 239..-K-MB,
symmetric 3 ribs

Technical information



Your current product variant

Bore type	K	Tapered, taper 1:12
Cage	MB	Solid brass cage
Radial internal clearance	CN (Group N)	Normal internal clearance
Relubrication facility	Standard	

Main Dimensions & Performance Data

d	360 mm	Bore diameter
D	480 mm	Outside diameter
B	90 mm	Width
C_r	1.440.000 N	Basic dynamic load rating, radial
C_{0r}	3.200.000 N	Basic static load rating, radial
C_{ur}	216.000 N	Fatigue load limit, radial
n_G	1.540 1/min	Limiting speed
n_{gr}	800 1/min	Reference speed
$\approx m$	43,8 kg	Weight

Mounting dimensions

$d_{a \min}$	372,4 mm	Minimum diameter shaft shoulder
$D_{a \max}$	467,6 mm	Maximum diameter of housing shoulder
$r_{a \max}$	2,5 mm	Maximum recess radius
$d_{a \max}$	389 mm	Maximum diameter of shaft shoulder
$d_{b \min}$	372 mm	Minimum cavity diameter of the sleeve
$B_{a \min}$	14 mm	Minimum cavity width of the sleeve



Dimensions

r_{\min}	3 mm	Minimum chamfer dimension
D_1	447,1 mm	Bore diameter outer ring
d_s	9,5 mm	Diameter lubrication hole
n_s	17,7 mm	Width of lubricating groove

Temperature range

T_{\min}	-30 °C	Operating temperature min.
T_{\max}	200 °C	Operating temperature max.

Calculation factors










e	0,17	Limiting value of F_a/F_r for the applicability of diff. Values of factors X and Y
Y_1	4,05	Dynamic axial load factor
Y_2	6,04	Dynamic axial load factor
Y_0	3,96	Static axial load factor

Additional information

H3972-HG	Adapter sleeve
AH3972G-H	Withdrawal sleeve



Characteristics

-  Radial load
-  Axial load in one direction
-  Axial load in two directions
-  Grease Lubrication
-  Oil Lubrication
-  Not sealed
-  Large bearing
-  Static angular error and misalignment
-  Dynamic angular error and misalignment