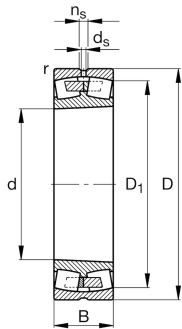
**FAG****23944-S-K-MB**

Spherical Roller Bearing

Spherical roller bearings 239...-K, main dimensions to DIN 635-2, with tapered bore, taper 1:12

Technical information

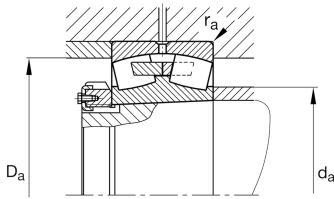


Your current product variant

| | | |
|---------------------------|--------------|-------------------------------------|
| Bore type | K | Tapered, taper 1:12 |
| Cage | MB | Solid brass cage |
| Radial internal clearance | CN (Group N) | Normal internal clearance |
| Relubrication | S | With 3 lubricating holes and groove |

Main Dimensions & Performance Data

| | | |
|----------|-------------|-----------------------------------|
| d | 220 mm | Bore diameter |
| D | 300 mm | Outside diameter |
| B | 60 mm | Width |
| C_r | 610.000 N | Basic dynamic load rating, radial |
| C_{0r} | 1.240.000 N | Basic static load rating, radial |
| C_{ur} | 74.000 N | Fatigue load limit, radial |
| n_G | 2.600 1/min | Limiting speed |
| n_{gr} | 1.460 1/min | Reference speed |
| m | 12,02 kg | Weight |





Mounting dimensions

| | | |
|--------------|----------|---------------------------------------|
| $d_{a \min}$ | 230,2 mm | Minimum diameter shaft shoulder |
| $D_{a \max}$ | 289,8 mm | Maximum diameter of housing shoulder |
| $r_{a \max}$ | 2,1 mm | Maximum recess radius |
| $d_{a \max}$ | 241 mm | Maximum diameter of shaft shoulder |
| $d_{b \min}$ | 230 mm | Minimum cavity diameter of the sleeve |
| $B_{a \min}$ | 9 mm | Minimum cavity width of the sleeve |

Dimensions

| | | |
|------------|----------|-----------------------------|
| r_{\min} | 2,1 mm | Minimum chamfer dimension |
| D_1 | 277,4 mm | Bore diameter outer ring |
| d_s | 6,3 mm | Diameter lubrication hole |
| n_s | 12,2 mm | Width of lubricating groove |

Temperature range

| | | |
|------------|--------|----------------------------|
| T_{\min} | -30 °C | Operating temperature min. |
| T_{\max} | 200 °C | Operating temperature max. |

Calculation factors









| | | |
|-------|------|--|
| e | 0,18 | Limiting value of F_a/F_r for the applicability of diff. Values of factors X and Y |
| Y_1 | 3,76 | Dynamic axial load factor |
| Y_2 | 5,59 | Dynamic axial load factor |
| Y_0 | 3,67 | Static axial load factor |

Additional information

| | |
|--------|-------------------|
| H3944 | Adapter sleeve |
| AH3944 | Withdrawal sleeve |



Characteristics

-  Radial load
-  Axial load in one direction
-  Axial load in two directions
-  Grease Lubrication
-  Oil Lubrication
-  Not sealed
-  Static angular error and misalignment
-  Dynamic angular error and misalignment