

**FAG****24864-B-MB-H40-C3**

Spherical Roller Bearing

Spherical roller bearing 248..-B-MB-H40,
symmetric 3 ribs

Technical information



Your current product variant

Design	B	With fixed central rib
Bore type	Z	Cylindrical
Cage	MB	Solid brass cage
Radial internal clearance	C3 (Group 3)	Internal clearance larger than CN
Relubrication facility	H40	Without lubricating groove and holes

Main Dimensions & Performance Data

d	320 mm	Bore diameter
D	400 mm	Outside diameter
B	80 mm	Width
C_r	960.000 N	Basic dynamic load rating, radial
C_{0r}	2.450.000 N	Basic static load rating, radial
C_{ur}	143.000 N	Fatigue load limit, radial
n_G	1.550 1/min	Limiting speed
n_{gr}	540 1/min	Reference speed
m	23,6 kg	Weight

Mounting dimensions

$d_{a \min}$	330 mm	Minimum diameter shaft shoulder
$D_{a \max}$	390 mm	Maximum diameter of housing shoulder
$r_{a \max}$	2,1 mm	Maximum recess radius





Dimensions

r_{\min}	2,1 mm	Minimum chamfer dimension
D_1	375,5 mm	Bore diameter outer ring









Temperature range

T_{\min}	-30 °C	Operating temperature min.
T_{\max}	200 °C	Operating temperature max.

Calculation factors

e	0,18	Limiting value of F_a/F_r for the applicability of diff. Values of factors X and Y
Y_1	3,8	Dynamic axial load factor
Y_2	5,66	Dynamic axial load factor
Y_0	3,72	Static axial load factor

Characteristics

	Radial load
	Axial load in one direction
	Axial load in two directions
	Grease Lubrication
	Oil Lubrication
	Not sealed
	Static angular error and misalignment
	Dynamic angular error and misalignment