

**FAG****23988-MB-H40AB-C3**

Spherical Roller Bearing

Spherical roller bearing 239...-MB-H40AB,
symmetric 3 ribs

Technical information



Your current product variant

Bore type	Z	Cylindrical
Cage	MB	Solid brass cage
Radial internal clearance	C3 (Group 3)	Internal clearance larger than CN
Relubrication facility	H40AB	6 lubricating holes at the inner ring

Main Dimensions & Performance Data

d	440 mm	Bore diameter
D	600 mm	Outside diameter
B	118 mm	Width
C_r	2.230.000 N	Basic dynamic load rating, radial
C_{0r}	5.200.000 N	Basic static load rating, radial
C_{ur}	305.000 N	Fatigue load limit, radial
n_G	1.130 1/min	Limiting speed
n_{gr}	620 1/min	Reference speed
m	106 kg	Weight

Mounting dimensions

$d_{a \min}$	454,6 mm	Minimum diameter shaft shoulder
$D_{a \max}$	585,4 mm	Maximum diameter of housing shoulder
$r_{a \max}$	3 mm	Maximum recess radius



Dimensions

r_{min}	4 mm	Minimum chamfer dimension
D_1	552,8 mm	Bore diameter outer ring
d_s	12,5 mm	Diameter lubrication hole
n_s	23,5 mm	Width of lubricating groove









Temperature range

T_{min}	-30 °C	Operating temperature min.
T_{max}	200 °C	Operating temperature max.

Calculation factors

e	0,18	Limiting value of F_a/F_r for the applicability of diff. Values of factors X and Y
Y_1	3,66	Dynamic axial load factor
Y_2	5,46	Dynamic axial load factor
Y_0	3,58	Static axial load factor

Characteristics

-  Radial load
-  Axial load in one direction
-  Axial load in two directions
-  Grease Lubrication
-  Oil Lubrication
-  Not sealed
-  Static angular error and misalignment
-  Dynamic angular error and misalignment