



FAG

**23188-BEA-XL-MB1-H40**

Spherical Roller Bearing

Spherical roller bearing 231...-BEA-XL-MB1-H40, symmetric 2 outer ribs with rib washer

X-life

## Technical information



## Your current product variant

Design	BEA	With lose center lip ring
Bore type	Z	Cylindrical
Cage	MB1	Solid brass cage
Radial internal clearance	CN (Group N)	Normal internal clearance
Relubrication facility	H40	Without lubricating groove and holes

## Main Dimensions &amp; Performance Data

d	440 mm	Bore diameter
D	720 mm	Outside diameter
B	226 mm	Width
$C_r$	6.200.000 N	Basic dynamic load rating, radial
$C_{0r}$	10.200.000 N	Basic static load rating, radial
$C_{ur}$	700.000 N	Fatigue load limit, radial
$n_G$	820 1/min	Limiting speed
$n_{gr}$	430 1/min	Reference speed
$\approx m$	363 kg	Weight

## Mounting dimensions

$d_{a \min}$	466 mm	Minimum diameter shaft shoulder
$D_{a \max}$	694 mm	Maximum diameter of housing shoulder
$r_{a \max}$	5 mm	Maximum recess radius



## Dimensions

$r_{\min}$	6 mm	Minimum chamfer dimension
$D_1$	630,2 mm	Bore diameter outer ring









## Temperature range

$T_{\min}$	-30 °C	Operating temperature min.
$T_{\max}$	200 °C	Operating temperature max.

## Calculation factors

$e$	0,3	Limiting value of $F_a/F_r$ for the applicability of diff. Values of factors X and Y
$Y_1$	2,25	Dynamic axial load factor
$Y_2$	3,34	Dynamic axial load factor
$Y_0$	2,2	Static axial load factor

## Characteristics

	Radial load
	Axial load in one direction
	Axial load in two directions
	Grease Lubrication
	Oil Lubrication
	Not sealed
	Static angular error and misalignment
	Dynamic angular error and misalignment