

**FAG****222S.700**

Spherical Roller Bearing

Spherical roller bearing 222S

Technical information

**Your current product variant**

Design	E1A	Without central rip
Bore type	Z	Cylindrical
Cage	TVPA	Plastic cage
Radial internal clearance	CN (Group N)	Normal internal clearance
Relubrication facility	Standard	
Splitted	S.	Split bearing inch

Main Dimensions & Performance Data

d	177,8 mm	Bore diameter
D	340 mm	Outside diameter
C	92 mm	Width, outer ring
C_r	1.140.000 N	Basic dynamic load rating, radial
C_{0r}	1.640.000 N	Basic static load rating, radial
C_{ur}	115.000 N	Fatigue load limit, radial
n_G	860 1/min	Limiting speed
$F_{a \max}$	22.000 N	Maximum axial load
$\approx m$	41,277 kg	Weight

Mounting dimensions

M_i	69 Nm	Tightening torque clamping screw
M_a	35 Nm	Tightening torque clamping screw



Dimensions

r_{\min}	4 mm	Minimum chamfer dimension
d_1	177,8 mm	Bore diameter IR/WS
B	142 mm	Width inner ring










Temperature range

T_{\min}	-30 °C	Operating temperature min.
T_{\max}	120 °C	Operating temperature max.

Calculation factors

e	0,25	Limiting value of F_a/F_r for the applicability of diff. Values of factors X and Y
Y_1	2,71	Dynamic axial load factor
Y_2	4,04	Dynamic axial load factor
Y_0	2,65	Static axial load factor

Characteristics

	Radial load
	Axial load in one direction
	Axial load in two directions
	Grease Lubrication
	Oil Lubrication
	Not sealed
	Split
	Static angular error and misalignment
	Dynamic angular error and misalignment