

**FAG****230S.1000**

Spherical Roller Bearing

Spherical roller bearing 230S

Technical information

**Your current product variant**

Design	E1A	Without central rip
Bore type	Z	Cylindrical
Cage	MA	Solid brass cage
Radial internal clearance	CN (Group N)	Normal internal clearance
Relubrication facility	Standard	
Splitted	S.	Split bearing inch

Main Dimensions & Performance Data

d	254 mm	Bore diameter
D	420 mm	Outside diameter
C	106 mm	Width, outer ring
C_r	1.460.000 N	Basic dynamic load rating, radial
C_{0r}	2.460.000 N	Basic static load rating, radial
C_{ur}	203.000 N	Fatigue load limit, radial
n_G	620 1/min	Limiting speed
$F_{a\ max}$	32.000 N	Maximum axial load
$\approx m$	75 kg	Weight

Mounting dimensions

M_i	120 Nm	Tightening torque clamping screw
M_a	35 Nm	Tightening torque clamping screw



Dimensions

r_{\min}	4 mm	Minimum chamfer dimension
B	170 mm	Width inner ring

Temperature range

T_{\min}	-30 °C	Operating temperature min.
T_{\max}	200 °C	Operating temperature max.

Calculation factors











e	0,23	Limiting value of F_a/F_r for the applicability of diff. Values of factors X and Y
Y_1	2,95	Dynamic axial load factor
Y_2	4,4	Dynamic axial load factor
Y_0	2,89	Static axial load factor

Additional information

23056K	Bearing designation
H3056X1000	Adapter sleeve
SNS3056-H-D	Housing



Characteristics

-  Radial load
-  Axial load in one direction
-  Axial load in two directions
-  Grease Lubrication
-  Oil Lubrication
-  Not sealed
-  Split
-  Large bearing
-  Static angular error and misalignment
-  Dynamic angular error and misalignment