



FAG

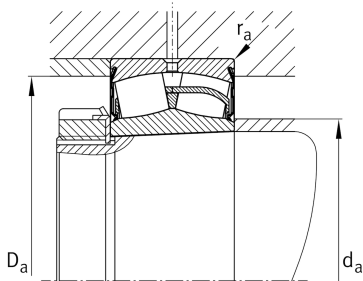
WS22218-E1-XL-K-2RSR

Spherical Roller Bearing

Spherical roller bearing WS222..-E1-XL-K-2RSR, symmetric with cage guidance ring

X-life

Technical information



Your current product variant

Design	E1	Without central rip
Bore type	K	Tapered, taper 1:12
Cage	JPA	Sheet metal cage
Radial internal clearance	CN (Group N)	Normal internal clearance
Relubrication	Standard	
Type of Seal	2RSR	Seals on both sides, normal temperature
Sealing - excess width	WS	Sealing - excess width

Main Dimensions & Performance Data

d	90 mm	Bore diameter
D	160 mm	Outside diameter
B	48 mm	Width
C _r	345.000 N	Basic dynamic load rating, radial
C _{0r}	375.000 N	Basic static load rating, radial
C _{ur}	43.500 N	Fatigue load limit, radial
n _G	1.300 1/min	Limiting speed
≈m	3,683 kg	Weight



Mounting dimensions

$d_{a \min}$	101 mm	Minimum diameter shaft shoulder
$d_{a \max}$	101,4 mm	Maximum diameter of shaft shoulder
$D_{a \max}$	149 mm	Maximum diameter of housing shoulder
$r_{a \max}$	2 mm	Maximum recess radius
$d_{b \min}$	96 mm	Minimum cavity diameter of the sleeve
$B_{a \min}$	10 mm	Minimum cavity width of the sleeve

Dimensions

r_{\min}	2 mm	Minimum chamfer dimension
D_1	146,7 mm	Bore diameter outer ring
d_2	101,4 mm	Raceway diameter of the inner ring
d_s	3,2 mm	Diameter lubrication hole
n_s	6,5 mm	Width of lubricating groove

Temperature range

T_{\min}	-30 °C	Operating temperature min.
T_{\max}	100 °C	Operating temperature max.

Calculation factors









e	0,23	Limiting value of F_a/F_r for the applicability of diff. Values of factors X and Y
Y_1	2,9	Dynamic axial load factor
Y_2	4,31	Dynamic axial load factor
Y_0	2,83	Static axial load factor

Additional information

H2218-T-WS	Adapter sleeve
AH2218-WS	Withdrawal sleeve



Characteristics

-  Radial load
-  Axial load in one direction
-  Axial load in two directions
-  Lifetime lubrication, freedom from maintenance
-  Grease Lubrication
-  Sealed on both sides
-  Static angular error and misalignment
-  Dynamic angular error and misalignment