

**FAG****222S.308**

## Spherical Roller Bearing

Spherical roller bearings 222S, split spherical roller bearings, with inch size bearing bore

## Technical information



## Your current product variant

Design	E1A	Without central rip
Bore type	Z	Cylindrical
Cage	TVPA	Plastic cage
Radial internal clearance	CN (Group N)	Normal internal clearance
Relubrication facility	Standard	
Splitted	S.	Split bearing inch

## Main Dimensions &amp; Performance Data

d	88,9 mm	Bore diameter
D	180 mm	Outside diameter
C	46 mm	Width, outer ring
$C_r$	285.000 N	Basic dynamic load rating, radial
$C_{0r}$	360.000 N	Basic static load rating, radial
$C_{ur}$	33.000 N	Fatigue load limit, radial
$n_G$	1.820 1/min	Limiting speed
$F_{a\ max}$	7.600 N	Maximum axial load
$\approx m$	6,5 kg	Weight

## Mounting dimensions

$M_i$	14 Nm	Tightening torque clamping screw
$M_a$	14 Nm	Tightening torque clamping screw



## Dimensions

$r_{\min}$	2,1 mm	Minimum chamfer dimension
B	76 mm	Width inner ring

## Temperature range

$T_{\min}$	-30 °C	Operating temperature min.
$T_{\max}$	120 °C	Operating temperature max.










## Calculation factors

e	0,23	Limiting value of $F_a/F_r$ for the applicability of diff. Values of factors X and Y
$Y_1$	2,9	Dynamic axial load factor
$Y_2$	4,31	Dynamic axial load factor
$Y_0$	2,83	Static axial load factor

## Additional information

22220K	Bearing designation
H320X308	Adapter sleeve
SNV180	Housing

## Characteristics

	Radial load
	Axial load in one direction
	Axial load in two directions
	Grease Lubrication
	Oil Lubrication
	Not sealed
	Split
	Static angular error and misalignment
	Dynamic angular error and misalignment