

**FAG****222S.400**

Spherical Roller Bearing

Spherical roller bearings 222S, split spherical roller bearings, with inch size bearing bore

Technical information

**Your current product variant**

Design	E1A	Without central rip
Bore type	Z	Cylindrical
Cage	TVPA	Plastic cage
Radial internal clearance	CN (Group N)	Normal internal clearance
Relubrication facility	Standard	
Splitted	S.	Split bearing inch

Main Dimensions & Performance Data

d	101,6 mm	Bore diameter
D	200 mm	Outside diameter
C	53 mm	Width, outer ring
C_r	360.000 N	Basic dynamic load rating, radial
C_{0r}	460.000 N	Basic static load rating, radial
C_{ur}	40.500 N	Fatigue load limit, radial
n_G	1.590 1/min	Limiting speed
$F_{a\ max}$	13.800 N	Maximum axial load
$\approx m$	9,8 kg	Weight

Mounting dimensions

M_i	35 Nm	Tightening torque clamping screw
M_a	14 Nm	Tightening torque clamping screw



Dimensions

r_{\min}	2,1 mm	Minimum chamfer dimension
B	92 mm	Width inner ring

Temperature range

T_{\min}	-30 °C	Operating temperature min.
T_{\max}	120 °C	Operating temperature max.










Calculation factors

e	0,24	Limiting value of F_a/F_r for the applicability of diff. Values of factors X and Y
Y_1	2,84	Dynamic axial load factor
Y_2	4,23	Dynamic axial load factor
Y_0	2,78	Static axial load factor

Additional information

22222K	Bearing designation
H322X400	Adapter sleeve
SNV200	Housing

Characteristics

	Radial load
	Axial load in one direction
	Axial load in two directions
	Grease Lubrication
	Oil Lubrication
	Not sealed
	Split
	Static angular error and misalignment
	Dynamic angular error and misalignment