**FAG****222S.607**

## Spherical Roller Bearing

Spherical roller bearings 222S, split spherical roller bearings, with inch size bearing bore

## Technical information

**Your current product variant**

Design	E1A	Without central rip
Bore type	Z	Cylindrical
Cage	TVPA	Plastic cage
Radial internal clearance	CN (Group N)	Normal internal clearance
Relubrication facility	Standard	
Splitted	S.	Split bearing inch

**Main Dimensions & Performance Data**

d	163,513 mm	Bore diameter
D	320 mm	Outside diameter
C	86 mm	Width, outer ring
$C_r$	960.000 N	Basic dynamic load rating, radial
$C_{0r}$	1.370.000 N	Basic static load rating, radial
$C_{ur}$	97.000 N	Fatigue load limit, radial
$n_G$	940 1/min	Limiting speed
$F_{a\ max}$	22.200 N	Maximum axial load
$\approx m$	36 kg	Weight

**Mounting dimensions**

$M_i$	69 Nm	Tightening torque clamping screw
$M_a$	35 Nm	Tightening torque clamping screw



## Dimensions

$r_{\min}$	4 mm	Minimum chamfer dimension
B	131 mm	Width inner ring

## Temperature range

$T_{\min}$	-30 °C	Operating temperature min.
$T_{\max}$	120 °C	Operating temperature max.










## Calculation factors

e	0,26	Limiting value of $F_a/F_r$ for the applicability of diff. Values of factors X and Y
$Y_1$	2,64	Dynamic axial load factor
$Y_2$	3,93	Dynamic axial load factor
$Y_0$	2,58	Static axial load factor

## Additional information

22236K	Bearing designation
H3136X607	Adapter sleeve

## Characteristics

	Radial load
	Axial load in one direction
	Axial load in two directions
	Grease Lubrication
	Oil Lubrication
	Not sealed
	Split
	Static angular error and misalignment
	Dynamic angular error and misalignment