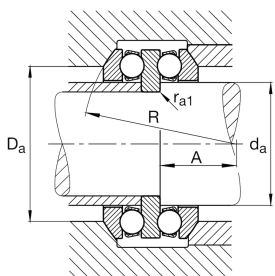
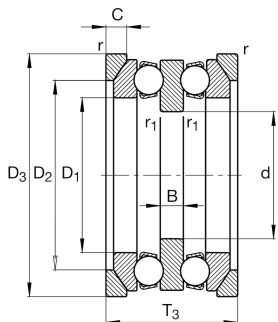
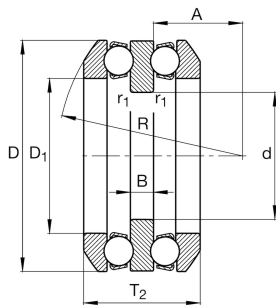


**FAG****54211**

## Axial deep groove ball bearing

Axial deep groove ball bearing 542, double direction, with spherical housing washer, steel sheet metal cage

## Technical information



## Your current product variant

Cage	JP	Steel sheet metal
Tolerance class	PN	Normal (ISO 492:2023)
Dimensional / heat stabilization	S0	Rings dimensional stabilized up to 150°

## Main Dimensions &amp; Performance Data

d	45 mm	Inner diameter shaft washer
D	90 mm	Outer diameter housing washer
T <sub>2</sub>	49,6 mm	Height
C <sub>a</sub>	58.000 N	Basic dynamic load rating, axial
C <sub>0a</sub>	133.000 N	Basic static load rating, axial
C <sub>ua</sub>	6.000 N	Fatigue load limit, axial
n <sub>G</sub>	4.350 1/min	Limiting speed
n <sub>gr</sub>	5.600 1/min	Reference speed
≈m	1,065 kg	Weight

## Mounting dimensions

d <sub>a max</sub>	55 mm	Maximum diameter shaft shoulder
D <sub>a max</sub>	72 mm	Maximum diameter of housing shoulder
r <sub>a max</sub>	1 mm	Maximum filled radius
r <sub>a1 max</sub>	0,6 mm	Maximum filled radius



## Dimensions

D <sub>1</sub>	57 mm	Inner diameter housing washer
B	10 mm	Height shaft washer
r <sub>min</sub>	1 mm	Minimum chamfer dimension
r <sub>1 min</sub>	0,6 mm	Minimum chamfer dimension
R	72 mm	Radius spherical housing washer
A	32,5 mm	Distance of the center point
T <sub>3</sub>	55 mm	Height with seat washer
D <sub>2</sub>	72 mm	Bore diameter seat washer
D <sub>3</sub>	95 mm	Outside diameter seat washer
C	9 mm	Height seat washer

## Temperature range

T <sub>min</sub>	-30 °C	Operating temperature min.
T <sub>max</sub>	150 °C	Operating temperature max.

## Calculation factors

A	0,11	Minimum load factor
---	------	---------------------

## Additional information

U211	Seat washer
------	-------------

## Characteristics

	Axial load in one direction
	Axial load in two directions
	Grease Lubrication
	Oil Lubrication
	Not sealed
	Static angular error and misalignment