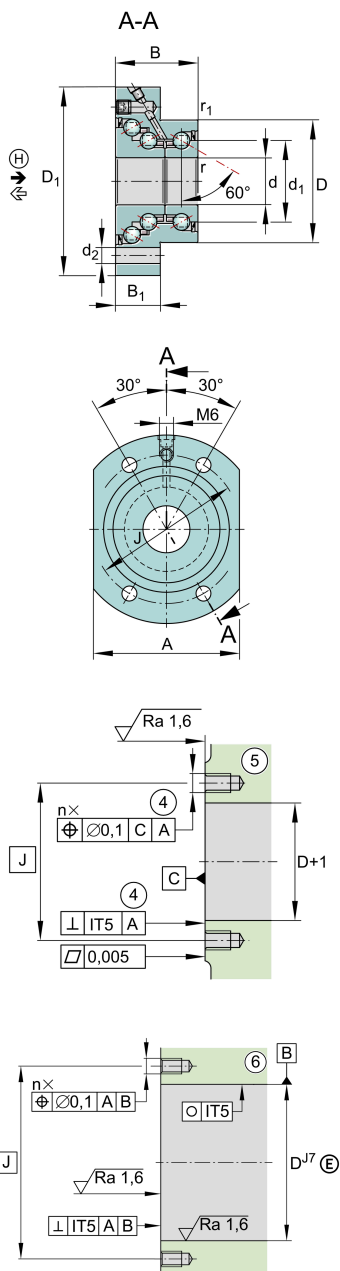
**DKLFA1575-2RS**

## Axial angular contact ball bearing

Angular contact ball bearing units  
DKLFA..-2RS, double direction, for screw  
mounting, lip seals on both sides, with  
flattened flange

## Technical information

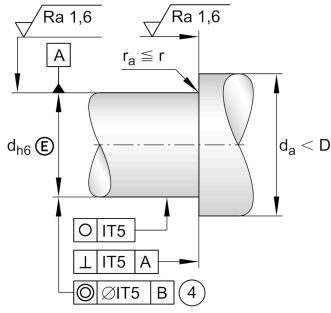


## Your current product variant

Sealing	2RS	Contact lip seals on both sides
---------	-----	---------------------------------

## Main Dimensions &amp; Performance Data

d	15 mm	Bore diameter
	0 mm	Bore diameter upper tolerance
	-0,01 mm	Bore diameter lower tolerance
D	45 mm	Outside diameter
	0 mm	Outside diameter upper tolerance
	-0,013 mm	Outside diameter lower tolerance
B	32 mm	Width
	0 mm	Width upper tolerance
	-0,25 mm	Width lower tolerance
C <sub>a</sub>	37.000 N	Basic dynamic load rating, axial HL
C <sub>a</sub>	17.900 N	Basic dynamic load rating, axial
C <sub>0a</sub>	83.000 N	Basic static load rating, axial HL
C <sub>0a</sub>	28.000 N	Basic static load rating, axial
C <sub>ua</sub>	2.450 N	Fatigue load limit, axial HL
C <sub>ua</sub>	1.240 N	Fatigue load limit, axial
n <sub>G</sub> Grease	5.700 1/min	Limiting speed for grease lubrication
n <sub>g</sub>	2.600 1/min	Thermally permissible speed
≈m	0,53 kg	Weight



### Mounting dimensions

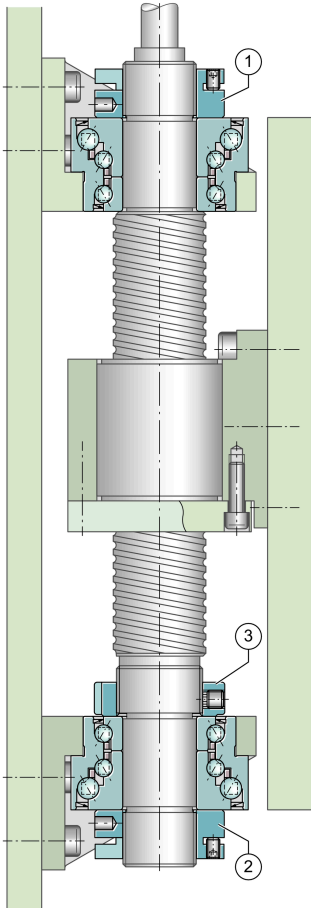
$d_{a \min}$	20 mm	Minimum diameter shaft shoulder
$d_{a \max}$	35 mm	Maximum diameter of shaft shoulder
	M6	Fixing screws DIN EN ISO 4762 10.9 (not included)
n	4	Number of screws

### Dimensions

$d_1$	28 mm	Rib diameter inner ring
$D_1$	75 mm	Flange diameter
$r_{\min}$	0,3 mm	Minimum chamfer dimension
$r_{1 \min}$	0,6 mm	Minimum chamfer dimension 1
$B_1$	18 mm	Thickness of flange
$d_2$	6,8 mm	Fixing boring diameter
J	58 mm	Pitch circle diameter (holes)
A	55 mm	Flange width

### Temperature range

$T_{\min}$	-30 °C	Operating temperature min.
$T_{\max}$	120 °C	Operating temperature max.











### Additional information

$M_{RL}$	0,35 Nm	Bearing friction torque
$c_{aL}$	500 N/ $\mu$ m	Rigidity axial
$c_{aL}$	950 N/ $\mu$ m	Rigidity axial (HL)
$c_{kL}$	140 Nm/mrad	Tilting stiffness
	5 $\mu$ m	Axial runout
$M_m$	0,278 kg*cm <sup>2</sup>	Mass moment of inertia
	ZMA15/33	Recommended INA precision locknut for radial locking 1,2
(3) r	ZM17	Recommended INA precision locknut for radial locking 3
(1), (2) r	AM15	Recommended INA precision locknut for axial locking 1,2
$M_A$	10 Nm	Tightening torque nut
(1), (2) a	6.270 N	Required locknut force axial 1

### Characteristics

-  Radial load
-  Axial load in one direction
-  Axial load in two directions
-  Lifetime lubrication, freedom from maintenance
-  Grease Lubrication
-  Sealed on both sides