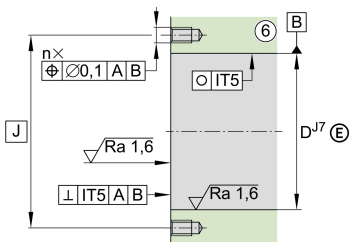
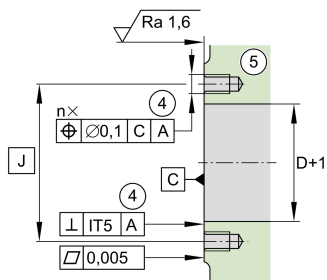
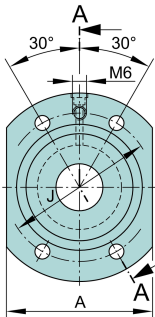
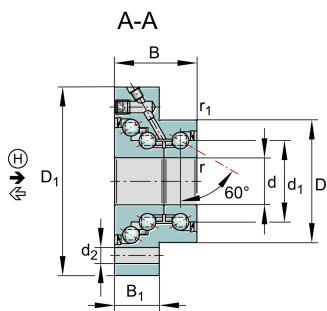


## DKLFA2080-2RS [↗](#)

Axial angular contact ball bearing

Angular contact ball bearing units  
DKLFA...-2RS, double direction, for screw  
mounting, lip seals on both sides, with  
flattened flange

### Technical information

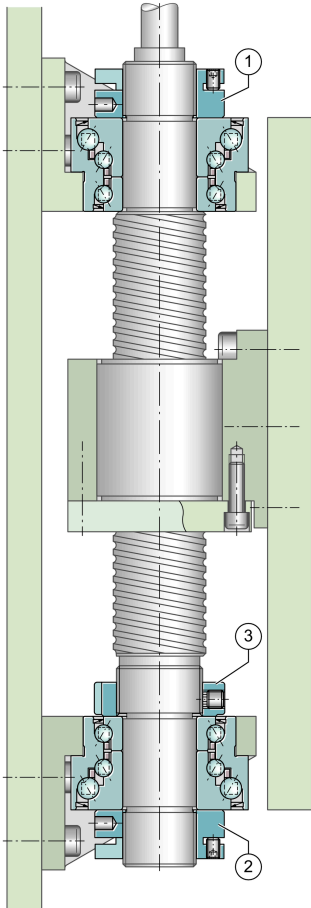
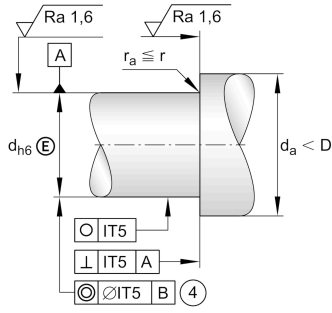


### Your current product variant

Type of Sealing	2RS	Contact lip seals on both sides
-----------------	-----	---------------------------------

### Main Dimensions & Performance Data

d	20 mm	Bore diameter
	0 mm	Bore diameter upper tolerance
	-0,01 mm	Bore diameter lower tolerance
D	52 mm	Outside diameter
	0 mm	Outside diameter upper tolerance
	-0,013 mm	Outside diameter lower tolerance
B	35 mm	Width
	0 mm	Width upper tolerance
	-0,25 mm	Width lower tolerance
$C_a$	44.500 N	Basic dynamic load rating, axial HL
$C_a$	26.000 N	Basic dynamic load rating, axial
$C_{0a}$	110.000 N	Basic static load rating, axial HL
$C_{0a}$	47.000 N	Basic static load rating, axial
$C_{ua}$	2.800 N	Fatigue load limit, axial HL
$C_{ua}$	2.070 N	Fatigue load limit, axial
$n_G$ Grease	5.000 1/min	Limiting speed for grease lubrication
$n_g$	2.200 1/min	Thermally permissible speed
$\approx m$	0,683 kg	Weight



### Mounting dimensions

$d_{a \text{ min}}$	25 mm	Minimum diameter shaft shoulder
$d_{a \text{ max}}$	43 mm	Maximum diameter of shaft shoulder
	M6	Fixing screws DIN EN ISO 4762 10.9 (not included)
n	4	Number of screws

### Dimensions

$d_1$	34,5 mm	Rib diameter inner ring
$D_1$	80 mm	Flange diameter
$r_{\text{min}}$	0,3 mm	Minimum chamfer dimension
$r_{1 \text{ min}}$	0,6 mm	Minimum chamfer dimension 1
$B_1$	19 mm	Thickness of flange
$d_2$	6,8 mm	Fixing boring diameter
J	63 mm	Pitch circle diameter (holes)
A	62 mm	Flange width

### Temperature range







$T_{\text{min}}$	-30 °C	Operating temperature min.
$T_{\text{max}}$	120 °C	Operating temperature max.



### Additional information

$M_{RL}$	0,45 Nm	Bearing friction torque
$c_{aL}$	750 N/μm	Rigidity axial
$c_{aL}$	1.100 N/μm	Rigidity axial (HL)
$c_{kL}$	260 Nm/mrad	Tilting stiffness
	5 μm	Axial runout
$M_m$	0,553 kg*cm <sup>2</sup>	Mass moment of inertia
	ZMA20/38	Recommended INA precision locknut for radial locking 1,2
(3) r	ZM25	Recommended INA precision locknut for radial locking 3
(1), (2) r	AM20	Recommended INA precision locknut for axial locking 1,2
$M_A$	18 Nm	Tightening torque nut
(1), (2) a	8.580 N	Required locknut force axial 1

### Characteristics

	Radial load
	Axial load in one direction
	Axial load in two directions
	Lifetime lubrication, freedom from maintenance
	Grease Lubrication
	Sealed on both sides