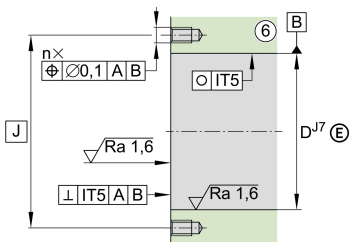
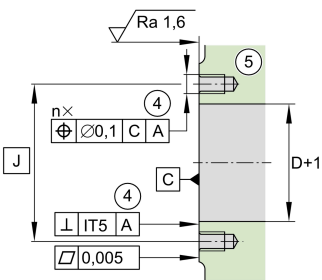
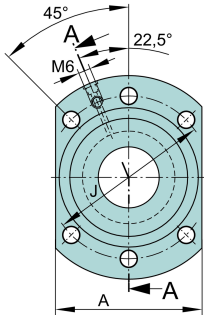
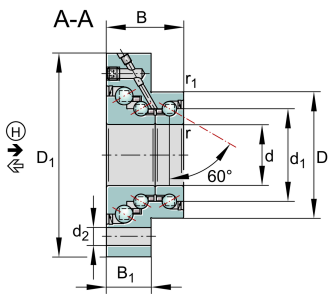


DKLFA2590-2RS [↗](#)

Axial angular contact ball bearing

Angular contact ball bearing units
DKLFA..-2RS, double direction, for screw
mounting, lip seals on both sides, with
flattened flange

Technical information

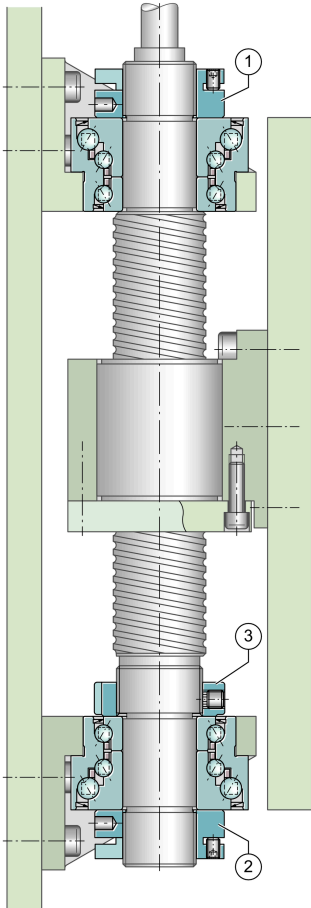
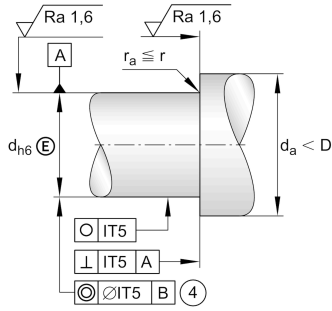


Your current product variant

Type of Sealing	2RS	Contact lip seals on both sides
-----------------	-----	---------------------------------

Main Dimensions & Performance Data

d	25 mm	Bore diameter
	0 mm	Bore diameter upper tolerance
	-0,01 mm	Bore diameter lower tolerance
D	57 mm	Outside diameter
	0 mm	Outside diameter upper tolerance
	-0,013 mm	Outside diameter lower tolerance
B	38 mm	Width
	0 mm	Width upper tolerance
	-0,25 mm	Width lower tolerance
C _a	53.000 N	Basic dynamic load rating, axial HL
C _a	27.500 N	Basic dynamic load rating, axial
C _{0a}	144.000 N	Basic static load rating, axial HL
C _{0a}	55.000 N	Basic static load rating, axial
C _{ua}	3.950 N	Fatigue load limit, axial HL
C _{ua}	2.450 N	Fatigue load limit, axial
n _G Grease	4.400 1/min	Limiting speed for grease lubrication
n _g	2.000 1/min	Thermally permissible speed
≈m	0,907 kg	Weight



Mounting dimensions

$d_{a \text{ min}}$	32 mm	Minimum diameter shaft shoulder
$d_{a \text{ max}}$	48 mm	Maximum diameter of shaft shoulder
	M8	Fixing screws DIN EN ISO 4762 10.9 (not included)
n	6	Number of screws

Dimensions

d_1	40,5 mm	Rib diameter inner ring
D_1	90 mm	Flange diameter
r_{min}	0,3 mm	Minimum chamfer dimension
$r_{1 \text{ min}}$	0,6 mm	Minimum chamfer dimension 1
B_1	22 mm	Thickness of flange
d_2	8,8 mm	Fixing boring diameter
J	75 mm	Pitch circle diameter (holes)
A	70 mm	Flange width

Temperature range







T_{min}	-30 °C	Operating temperature min.
T_{max}	120 °C	Operating temperature max.



Additional information

M_{RL}	0,6 Nm	Bearing friction torque
c_{aL}	850 N/ μ m	Rigidity axial
c_{aL}	1.200 N/ μ m	Rigidity axial (HL)
c_{kL}	370 Nm/mrad	Tilting stiffness
	5 μ m	Axial runout
M_m	1,12 kg*cm ²	Mass moment of inertia
	ZMA25/45	Recommended INA precision locknut for radial locking 1,2
(3) r	ZM30	Recommended INA precision locknut for radial locking 3
(1), (2) r	AM25	Recommended INA precision locknut for axial locking 1,2
M_A	25 Nm	Tightening torque nut
(1), (2) a	9.670 N	Required locknut force axial 1

Characteristics

-  Radial load
-  Axial load in one direction
-  Axial load in two directions
-  Lifetime lubrication, freedom from maintenance
-  Grease Lubrication
-  Sealed on both sides