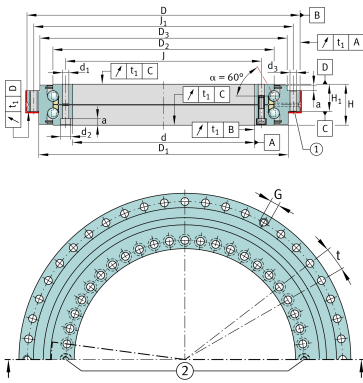


**ZKLDF120**

Axial angular contact ball bearing

Axial angular contact ball bearings ZKLDF, double direction, for screw mounting, sealing shields on both sides

Technical information



Your current product variant

Generation	B
------------	---

Main Dimensions & Performance Data

d	120 mm	Bore diameter
	0 mm	Bore diameter upper tolerance
	-0,01 mm	Bore diameter lower tolerance
D	210 mm	Flange diameter
	0 mm	Flange diameter upper tolerance
	-0,015 mm	Flange diameter lower tolerance
H	40 mm	Height
n_G	4.300 1/min	Limiting speed
C_a	76.000 N	Basic dynamic load rating, axial
C_{0a}	315.000 N	Basic static load rating, axial
C_{ua}	11.500 N	Fatigue load limit, axial
$\approx m$	4,81 kg	Weight



Mounting dimensions

J	135 mm	Pitch circle diameter fixing holes in inner ring
J ₁	195 mm	Pitch circle diameter fixing holes in outer ring
d ₁	7 mm	Fixing holes diameter inner ring
d ₂	11 mm	Counterbore diameter of fixing holes
a	6,2 mm	Counterbore depth of fixing holes
	22	Quantity of fixing holes inner ring
d ₃	7 mm	Fixing holes diameter outer ring
	21	Quantity of fixing holes outer ring
n	24	Pitch quantity
t	15 °	Pitch separation angle
G	M8	Threaded extraction hole
	3	Quantity of threaded extraction hole
M _A	14 Nm	Screw tightening torque
	2	Quantity of retaining screws

Dimensions

H ₁	26 mm	Height contact face outer ring
	0,175 mm	Height contact face outerring H1 upper tolerance
	-0,175 mm	Height contact face outerring H1 lower tolerance
D ₁	185 mm	Outside diameter D1
D ₂	159 mm	Rib diameter inner ring
D ₃	181 mm	Outside diameter D3
t ₁	3 μm	Axial and radial runout, measurement standard; Measured on mounted bearing, with ideal adjacent construction.

Temperature range








T _{min}	-30 °C	Operating temperature min.
T _{max}	120 °C	Operating temperature max.



Additional information

c_{aL}	1.500 N/ μ m	Axial rigidity of bearing position
c_{rL}	400 N/ μ m	Radial rigidity of bearing position
c_{kL}	5.500 Nm/mrad	Tilting rigidity of bearing position
c_{aL}	2.500 N/ μ m	Axial rigidity of rolling element set
c_{rW}	400 N/ μ m	Radial rigidity of rolling element set
c_{kW}	8.000 Nm/mrad	Tilting rigidity of rolling element set

Characteristics

-  Radial load
-  Axial load in one direction
-  Axial load in two directions
-  Moments about all axes
-  Lifetime lubrication, freedom from maintenance
-  Grease Lubrication
-  Sealed on both sides