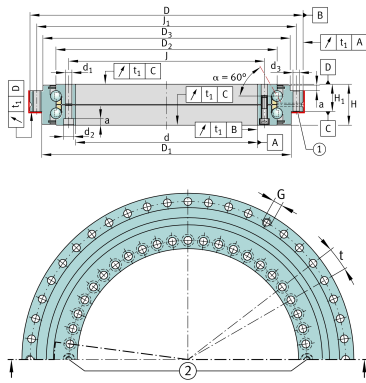


**ZKLDF460**

Axial angular contact ball bearing

Axial angular contact ball bearings ZKLDF, double direction, for screw mounting, sealing shields on both sides

Technical information



Your current product variant

Generation	B
------------	---

Main Dimensions & Performance Data

d	460 mm	Bore diameter
	0 mm	Bore diameter upper tolerance
	-0,023 mm	Bore diameter lower tolerance
D	600 mm	Flange diameter
	0 mm	Flange diameter upper tolerance
	-0,028 mm	Flange diameter lower tolerance
H	70 mm	Height
n_G	1.400 1/min	Limiting speed
C_a	255.000 N	Basic dynamic load rating, axial
C_{0a}	1.860.000 N	Basic static load rating, axial
C_{ua}	37.000 N	Fatigue load limit, axial
$\approx m$	46,2 kg	Weight



Mounting dimensions

J	482 mm	Pitch circle diameter fixing holes in inner ring
J ₁	580 mm	Pitch circle diameter fixing holes in outer ring
d ₁	9,3 mm	Fixing holes diameter inner ring
d ₂	15 mm	Counterbore diameter of fixing holes
a	8,2 mm	Counterbore depth of fixing holes
	46	Quantity of fixing holes inner ring
d ₃	9,3 mm	Fixing holes diameter outer ring
	45	Quantity of fixing holes outer ring
n	48	Pitch quantity
t	7,5 °	Pitch separation angle
G	M12	Threaded extraction hole
	3	Quantity of threaded extraction hole
M _A	34 Nm	Screw tightening torque
	2	Quantity of retaining screws

Dimensions

H ₁	46 mm	Height contact face outer ring
	0,225 mm	Height contact face outerring H1 upper tolerance
	-0,225 mm	Height contact face outerring H1 lower tolerance
D ₁	560 mm	Outside diameter D1
D ₂	520 mm	Rib diameter inner ring
D ₃	563 mm	Outside diameter D3
t ₁	6 μm	Axial and radial runout, measurement standard; Measured on mounted bearing, with ideal adjacent construction.

Temperature range









T _{min}	-30 °C	Operating temperature min.
T _{max}	120 °C	Operating temperature max.



Additional information

c_{aL}	5.300 N/ μ m	Axial rigidity of bearing position
c_{rL}	1.100 N/ μ m	Radial rigidity of bearing position
c_{kL}	175.000 Nm/mrad	Tilting rigidity of bearing position
c_{aL}	7.100 N/ μ m	Axial rigidity of rolling element set
c_{rW}	1.100 N/ μ m	Radial rigidity of rolling element set
c_{kW}	223.000 Nm/mrad	Tilting rigidity of rolling element set

Characteristics

-  Radial load
-  Axial load in one direction
-  Axial load in two directions
-  Moments about all axes
-  Lifetime lubrication, freedom from maintenance
-  Grease Lubrication
-  Sealed on both sides
-  Large bearing