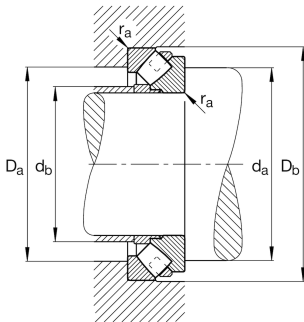
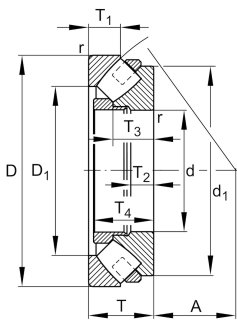


**FAG****29252-E1-MB**

Axial spherical roller bearing

Axial spherical roller bearing 292...-E1-MB,  
with flanging ring

## Technical information



## Your current product variant

|   |          |                  |
|---|----------|------------------|
| Heat treatment                              | Standard | Standard         |
| Cage  | MB       | Solid brass cage |
| Locating feature, housing washer            | Without  |                  |
| Handling thread holes                       | Without  |                  |
| Constricted width and inclination variation | Standard |                  |
| Test certificate                            | Without  |                  |

## Main Dimensions &amp; Performance Data

|                 |             |                                  |
|-----------------|-------------|----------------------------------|
| d               | 260 mm      | Bore diameter                    |
| D               | 360 mm      | Outside diameter                 |
| T               | 60 mm       | Section height                   |
| C <sub>a</sub>  | 1.040.000 N | Basic dynamic load rating, axial |
| C <sub>0a</sub> | 4.550.000 N | Basic static load rating, axial  |
| C <sub>ua</sub> | 510.000 N   | Fatigue load limit, axial        |
| n <sub>G</sub>  | 1.780 1/min | Limiting speed                   |
| n <sub>gr</sub> | 970 1/min   | Reference speed                  |
| m               | 18,74 kg    | Weight                           |



### Mounting dimensions

|              |        |                                      |
|--------------|--------|--------------------------------------|
| $d_{a \min}$ | 310 mm | Minimum diameter shaft shoulder      |
| $D_{a \max}$ | 331 mm | Maximum diameter of housing shoulder |
| $D_{b \min}$ | 365 mm | Minimum bore diameter housing        |
| $d_{b \max}$ | 271 mm | Maximum distance sleeve              |
| $r_{a \max}$ | 2 mm   | Maximum recess radius                |

### Dimensions

|            |        |                                       |
|------------|--------|---------------------------------------|
| $D_1$      | 302 mm | Bore diameter housing washer          |
| $d_1$      | 340 mm | Rip diameter shaft washer             |
| $r_{\min}$ | 2,1 mm | Minimum chamfer dimension             |
| $T_1$      | 30 mm  | Height of the housing washer          |
| $T_2$      | 22 mm  | Height of shaft washer                |
| $T_3$      | 38 mm  | Height of the shaft washer            |
| $T_4$      | 57 mm  | Height of shaft washer, inc. lip ring |
| A          | 139 mm | Distance of the center point          |









### Temperature range

|            |        |                            |
|------------|--------|----------------------------|
| $T_{\min}$ | -30 °C | Operating temperature min. |
| $T_{\max}$ | 200 °C | Operating temperature max. |



### Characteristics

---

-  Radial load
-  Axial load in one direction
-  Grease Lubrication
-  Oil Lubrication
-  Not sealed
-  Large bearing
-  Static angular error and misalignment
-  Dynamic angular error and misalignment