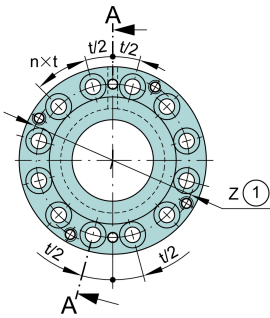


**ZARF45130-L-TV**

Needle roller/axial cylindrical roller bearing

Needle roller/axial cylindrical roller bearings
ZARF.-L, double direction, for screw
mounting, long shaft locating washer

Technical information

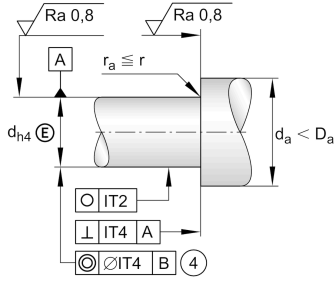


Your current product variant

| | | |
|---------------------------------------|----|--|
| Cage | TV | Plastic Cage made from PA66 |
| Locating Feature , bearing outer ring | L | Stepped shaft locating washer extended on one side |

Main Dimensions & Performance Data

| | | |
|-----------------------|-------------|---------------------------------------|
| d | 45 mm | Bore diameter |
| D | 130 mm | Outside diameter |
| H | 103 mm | Hight |
| C _a | 154.000 N | Basic dynamic load rating, axial |
| C _{0a} | 405.000 N | Basic static load rating, axial |
| C _r | 40.000 N | Basic dynamic load rating, radial |
| C _{0r} | 82.000 N | Basic static load rating, radial |
| C _{ua} | 37.500 N | Fatigue load limit, axial |
| C _{ur} | 11.500 N | Fatigue load limit, radial |
| n _{G Oil} | 3.300 1/min | Limiting speed for oil lubrication |
| n _{G Grease} | 1.150 1/min | Limiting speed for grease lubrication |
| M _{RL} | 3,5 Nm | Bearing friction torque |
| ≈m | 3,898 kg | Weight |



Mounting dimensions

| | | |
|--------------|--------|--------------------------------------|
| $D_{a \max}$ | 91 mm | Maximum diameter of housing shoulder |
| $d_{a \min}$ | 68 mm | Minimum diameter shaft shoulder |
| t_1 | 0,2 mm | Position bore in the housing |

Dimensions

| | | |
|--------------|---------|------------------------------------|
| H_1 | 72 mm | Height outer ring over wave washer |
| C | 22,5 mm | Width, outer ring |
| C_1 | 12,5 mm | Distance to lubrication hole |
| D_1 | 90 mm | Rip diameter shaft washer |
| D_2 | 70 mm | Heeldiameter wave washer long |
| D_3 | 88 mm | Outside diameter wave washer long |
| B | 17,5 mm | Width, wave washer |
| B_1 | 38,5 mm | Width wave washer long |
| B_2 | 18 mm | Width heel wave washer long |
| r_{\min} | 0,3 mm | Minimum chamfer dimension |
| $r_{1 \min}$ | 0,6 mm | Minimum chamfer dimension |
| d_1 | 6 mm | Diameter lubrication hole |
| J | 105 mm | Pitch circle diameter (holes) |
| n | 12 | Number of screwing holes |
| $n \times t$ | 30 ° | Split |

Temperature range







| | | |
|------------|--------|----------------------------|
| T_{\min} | -30 °C | Operating temperature min. |
| T_{\max} | 120 °C | Operating temperature max. |



Additional information

| | | |
|------------------|-------------------------|---|
| c_{aL} | 4.000 N/ μ m | Rigidity axial |
| c_{kL} | 2.100 Nm/mrad | Tilting stiffness |
| M_m | 28,1 kg*cm ² | Mass moment of inertia |
| | 1 μ m | Axial runout |
| radial | ZMA45/85 | Recommended INA precision locknut for radial locking (not included) |
| axial | AM45 | Locknut 2 |
| M_A | 150 Nm | Tightening torque nut |
| | 33.549 N | Preload force axial |
| | 70X90X10 | Sealing ring |
| | M8 | Screw size |
| n_a | 12 | Number of screws |
| $n_a \times t_a$ | 30 ° | Division (screwing holes) |

Characteristics

-  Radial load
-  Axial load in one direction
-  Axial load in two directions
-  Grease Lubrication
-  Oil Lubrication
-  Not sealed