

**YRTC650-XL**

Axial/radial roller bearing

Axial/radial bearings, double direction, for screw mounting



X-life

Technical information

**Main Dimensions & Performance Data**

d	650 mm	Bore diameter
	0 mm	Bore diameter upper tolerance
	-0,038 mm	Bore diameter lower tolerance
D	870 mm	Outside diameter
	0 mm	Outside diameter upper tolerance
	-0,05 mm	Outside diameter lower tolerance
H	122 mm	Height
C_r	455.000 N	Basic dynamic load rating, radial
C_{0r}	1.300.000 N	Basic static load rating, radial
C_a	910.000 N	Basic dynamic load rating, axial
C_{0a}	6.800.000 N	Basic static load rating, axial
n_G	70 1/min	Limiting speed
M_R	70 Nm	Bearing friction torque at 5 1/min
$\approx m$	165 kg	Weight



Mounting dimensions

J	680 mm	Pitch circle diameter fixing holes in inner ring
J ₁	830 mm	Pitch circle diameter fixing holes in outer ring
d ₁	14 mm	Fixing holes diameter inner ring
d ₂	20 mm	Counterbore diameter of fixing holes
a	13 mm	Counterbore depth of fixing holes
	46	Quantity of fixing holes inner ring
d ₃	14 mm	Fixing holes diameter outer ring
	42	Quantity of fixing holes outer ring
n	48	Pitch quantity
t	7,5 °	Pitch separation angle
G	M12	Threaded extraction hole
	6	Quantity of threaded extraction hole
M _A	116 Nm	Screw tightening torque
	2	Quantity of retaining screws
t ₁	10 µm	Axial and radial runout, measurement standard; Measured on mounted bearing, with ideal adjacent construction.

Dimensions

H ₁	78 mm	Height contact face outer ring
	0,25 mm	Height contact face outerring H1 upper tolerance
	-0,25 mm	Height contact face outerring H1 lower tolerance
H ₂	44 mm	Height contact face outer ring
	0,25 mm	Height contact face outerring H2 upper tolerance
	-0,25 mm	Height contact face outerring H2 lower tolerance
D _{1 max}	800 mm	Maximum diameter inner ring
C	34 mm	Width of outer ring










Temperature range

T_{\min}	-30 °C	Operating temperature min.
T_{\max}	120 °C	Operating temperature max.

Additional information

c_{aL}	41.200 N/ μ m	Axial rigidity of bearing position
c_{rL}	14.600 N/ μ m	Radial rigidity of bearing position
c_{kL}	1.909.000 Nm/mrad	Tilting rigidity of bearing position
c_{aW}	51.400 N/ μ m	Axial rigidity of rolling element set
c_{rW}	12.500 N/ μ m	Radial rigidity of rolling element set
c_{kW}	3.554.000 Nm/mrad	Tilting rigidity of rolling element set

Characteristics

	Radial load
	Axial load in one direction
	Axial load in two directions
	Moments about all axes
	Grease Lubrication
	Not sealed
	Large bearing