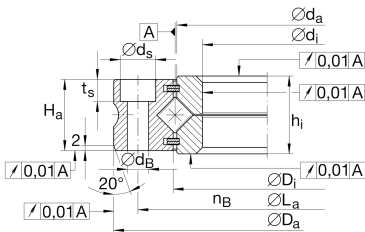


**XV70**

Crossed roller bearing

Crossed roller bearings without gear teeth,
lamellar seals on both sides

Technical information

**Main Dimensions & Performance Data**

d_1	70 mm	Bore Diameter
	0,013 mm	Bore diameter upper tolerance
	-0,006 mm	Bore diameter lower tolerance
D_a	120 mm	Outside Diameter
	0 mm	Outside diameter upper tolerance
	-0,022 mm	Outside diameter lower tolerance
h_i	17 mm	Height inner ring
$\approx m$	0,783 kg	Weight

Dimensions

D_i	84,5 mm	Inner diameter outer ring
d_a	83,5 mm	Outer diameter inner ring
H_a	16 mm	Width outer ring
L_a	105 mm	Pitch circle diameter fixing holes
n_B	16	Quantity of fixed holes evenly around the circumference
d_B	5,6 mm	Diameter fixing hole outer ring
d_S	10 mm	Countersunk diameter of fixing holes
t_S	5,4 mm	Countersunk depth of fixing holes










Temperature range

T_{\min}	-30 °C	Operating temperature min.
T_{\max}	80 °C	Operating temperature max.

Calculation factors

	0,01 mm	Running accuracy, radial
	0,01 mm	Running accuracy, axial
C_a	23.600 N	Basic dynamic load rating, axial
C_{0a}	70.000 N	Basic static load rating, axial
C_r	16.900 N	Basic dynamic load rating, radial (for radial load only)
C_{0r}	34.500 N	Basic static load rating, radial (for radial load only)
$F_{r\text{ zul.}}$	10.900 N	Max. radial load screws (frictional contact)
N_G Grease	910 1/min	Limiting speed for grease lubrication with normal clearance
N_G Grease	455 1/min	Limiting speed for grease lubrication with preload

Characteristics

	Radial load
	Axial load in one direction
	Axial load in two directions
	Moments about all axes
	Grease Lubrication
	Sealed on both sides
	Small design envelope