

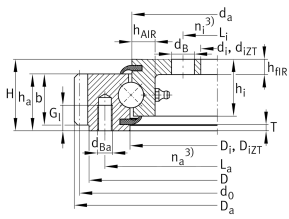


VLA200414-N [↗](#)

Slewing ring, 4 point contact bearing, external gear teeth

Slewing ring, 4 point contact bearing, external gear teeth

Technical information



Your current product variant

Gearing	N	Normalized gear teeth on bearing ring
Radial internal clearance	Standard_VL	Standard radial clearance 0 to 0,5 and axial tilting clearance 0 to 0,7

Main Dimensions & Performance Data

d_i	304 mm	Bore Diameter
	0,5 mm	Bore diameter upper tolerance
	0 mm	Bore diameter lower tolerance
h_{fIR}	12 mm	Height of flange
H	56 mm	Height
D_a	503,3 mm	Outside Diameter
t	12 mm	Length centering inner ring
h_a	44,5 mm	Width outer ring
h_i	44,5 mm	Height of inner ring
≈m	28,415 kg	Weight



Dimensions

D_i	415,5 mm	Inner diameter outer ring
	0,5 mm	Inner diameter outer ring upper tolerance
	0 mm	Inner diameter outer ring lower tolerance
d_a	412,5 mm	Outside diameter inner ring
	0 mm	Outside diameter inner ring upper tolerance
	-0,5 mm	Outside diameter inner ring lower tolerance
n_i	12	Number of fixing holes in inner ring
L_i	332 mm	Pitchcircle diameter fixing holes inner ring
d_B	18 mm	Fixing bore
n_a	10	Number of fixing holes in outer ring
L_a	455 mm	Pitchcircle diameter fixing holes outer ring
d_{Ba}	M12	Tread fixing bore
G_i	20 mm	Thread depth fixing hole
h_{AIR}	20 mm	Ring cross section
$F_{r\text{ zul}}$	41.300 N	Max. radial load fixing screws (friction locking)
d_0	495 mm	Pitch circle diameter gearing
m	5 mm	Modul of gearing
z	99	Number of teeth
b	40 mm	Width gearing
D	480 mm	Offset diameter outer ring
	0 mm	Offset diameter outer ring upper tolerance
	-0,5 mm	Offset diameter outer ring lower tolerance
$F_{z\text{ norm}}$	15.900 N	Max. tooth force root fatigue strenght (at a shock factor of 1,2)
$F_{z\text{ max}}$	23.600 N	Max. tooth force against tooth fracture (at a shock factor of 1,35)










Temperature range

T_{min}	-25 °C	Operating temperature min.
T_{max}	80 °C	Operating temperature max.

Calculation factors

C_a	137.000 N	Basic dynamic load rating, axial
C_{0a}	295.000 N	Basic static load rating, axial
C_r	124.000 N	Basic dynamic load rating, radial
C_{0r}	110.000 N	Basic static load rating, radial

Characteristics

-  Radial load
-  Axial load in one direction
-  Axial load in two directions
-  Moments about all axes
-  Grease Lubrication
-  Sealed on both sides
-  Large bearing