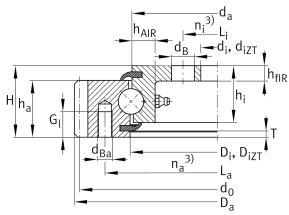


**VLA200544-N** [↗](#)

Slewing ring, 4 point contact bearing, external gear teeth

Slewing ring, 4 point contact bearing, external gear teeth

## Technical information



## Your current product variant

Gearing	N	Normalized gear teeth on bearing ring
Radial internal clearance	Standard_VL	Standard radial clearance 0 to 0,5 and axial tilting clearance 0 to 0,7

## Main Dimensions &amp; Performance Data

$d_i$	434 mm	Bore Diameter
	0,5 mm	Bore diameter upper tolerance
	0 mm	Bore diameter lower tolerance
$h_{fIR}$	12 mm	Height of flange
H	56 mm	Height
$D_a$	640,3 mm	Outside Diameter
t	12 mm	Length centering inner ring
$h_a$	44,5 mm	Width outer ring
$h_i$	44,5 mm	Height of inner ring
$\approx m$	41,73 kg	Weight



## Dimensions

$D_i$	545,5 mm	Inner diameter outer ring
	0,5 mm	Inner diameter outer ring upper tolerance
	0 mm	Inner diameter outer ring lower tolerance
$d_a$	542,5 mm	Outside diameter inner ring
	0 mm	Outside diameter inner ring upper tolerance
	-0,5 mm	Outside diameter inner ring lower tolerance
$n_i$	14	Number of fixing holes in inner ring
$L_i$	462 mm	Pitchcircle diameter fixing holes inner ring
$d_B$	18 mm	Fixing bore
$n_a$	14	Number of fixing holes in outer ring
$L_a$	585 mm	Pitchcircle diameter fixing holes outer ring
$d_{Ba}$	M12	Tread fixing bore
$G_i$	20 mm	Thread depth fixing hole
$h_{AIR}$	20 mm	Ring cross section
$F_{r\text{ zul}}$	72.500 N	Max. radial load fixing screws (friction locking)
$d_0$	630 mm	Pitch circle diameter gearing
$m$	6 mm	Modul of gearing
$z$	105	Number of teeth
$F_{z\text{ norm}}$	21.300 N	Max. tooth force root fatigue strenght (at a shock factor of 1,2)
$F_{z\text{ max}}$	31.500 N	Max. tooth force against tooth fracture (at a shock factor of 1,35)

## Temperature range








$T_{\text{min}}$	-25 °C	Operating temperature min.
$T_{\text{max}}$	80 °C	Operating temperature max.



### Calculation factors

$C_a$	152.000 N	Basic dynamic load rating, axial
$C_{0a}$	385.000 N	Basic static load rating, axial
$C_r$	138.000 N	Basic dynamic load rating, radial
$C_{0r}$	144.000 N	Basic static load rating, radial

### Characteristics

-  Radial load
-  Axial load in one direction
-  Axial load in two directions
-  Moments about all axes
-  Grease Lubrication
-  Sealed on both sides
-  Large bearing