

**VLA200544-N-VSP-ZT** [↗](#)

Slewing ring, 4 point contact bearing, external gear teeth

Slewing ring, 4 point contact bearing, external gear teeth

Technical information

**Your current product variant**

Centering	ZT	Centering on inner and outer ring
Gearing	N	Normalized gear teeth on bearing ring
Preload class	VSP	Bearing with preload

Main Dimensions & Performance Data

d_{iZT}	436 mm	Diameter centring inner ring
	IT8	Diameter centring inner ring tolerance
h_{fIR}	12 mm	Height of flange
H	56 mm	Height
D_a	640,3 mm	Outside Diameter
D_{iZT}	547 mm	Diameter centring outer ring
	IT8	Diameter centring outer ring tolerance
T	4,5 mm	Length centering outer ring
t	12 mm	Length centering inner ring
h_a	44,5 mm	Width outer ring
h_i	44,5 mm	Height of inner ring
$\approx m$	41,5 kg	Weight



Dimensions

D_i	545,5 mm	Inner diameter outer ring
	0,5 mm	Inner diameter outer ring upper tolerance
	0 mm	Inner diameter outer ring lower tolerance
d_a	542,5 mm	Outside diameter inner ring
	0 mm	Outside diameter inner ring upper tolerance
	-0,5 mm	Outside diameter inner ring lower tolerance
n_i	14	Number of fixing holes in inner ring
L_i	462 mm	Pitchcircle diameter fixing holes inner ring
d_B	18 mm	Fixing bore
n_a	14	Number of fixing holes in outer ring
L_a	585 mm	Pitchcircle diameter fixing holes outer ring
d_{Ba}	M12	Tread fixing bore
G_i	20 mm	Thread depth fixing hole
h_{AIR}	20 mm	Ring cross section
$F_{r\text{ zul}}$	67.000 N	Max. radial load fixing screws (friction locking)
d_0	630 mm	Pitch circle diameter gearing
m	6 mm	Modul of gearing
z	105	Number of teeth
$F_{z\text{ norm}}$	21.300 N	Max. tooth force root fatigue strenght (at a shock factor of 1,2)
$F_{z\text{ max}}$	31.500 N	Max. tooth force against tooth fracture (at a shock factor of 1,35)

Temperature range








T_{min}	-25 °C	Operating temperature min.
T_{max}	80 °C	Operating temperature max.



Calculation factors

C_a	152.000 N	Basic dynamic load rating, axial
C_{0a}	385.000 N	Basic static load rating, axial
C_r	138.000 N	Basic dynamic load rating, radial
C_{0r}	144.000 N	Basic static load rating, radial

Characteristics

-  Radial load
-  Axial load in one direction
-  Axial load in two directions
-  Moments about all axes
-  Grease Lubrication
-  Sealed on both sides
-  Large bearing