

**VLA200644-N** [↗](#)

Slewing ring, 4 point contact bearing, external gear teeth

Slewing ring, 4 point contact bearing, external gear teeth

Technical information



Your current product variant

Gearing	N	Normalized gear teeth on bearing ring
Radial internal clearance	Standard_VL	Standard radial clearance 0 to 0,5 and axial tilting clearance 0 to 0,7

Main Dimensions & Performance Data

d_i	534 mm	Bore Diameter
	0,6 mm	Bore diameter upper tolerance
	0 mm	Bore diameter lower tolerance
h_{fIR}	12 mm	Height of flange
H	56 mm	Height
D_a	742,3 mm	Outside Diameter
t	12 mm	Length centering inner ring
h_a	44,5 mm	Width outer ring
h_i	44,5 mm	Height of inner ring
$\approx m$	48,496 kg	Weight



Dimensions

D_i	645,5 mm	Inner diameter outer ring
	0,6 mm	Inner diameter outer ring upper tolerance
	0 mm	Inner diameter outer ring lower tolerance
d_a	642,5 mm	Outside diameter inner ring
	0 mm	Outside diameter inner ring upper tolerance
	-0,6 mm	Outside diameter inner ring lower tolerance
n_i	16	Number of fixing holes in inner ring
L_i	562 mm	Pitchcircle diameter fixing holes inner ring
d_B	18 mm	Fixing bore
n_a	16	Number of fixing holes in outer ring
L_a	685 mm	Pitchcircle diameter fixing holes outer ring
d_{Ba}	M12	Tread fixing bore
G_i	20 mm	Thread depth fixing hole
h_{AIR}	20 mm	Ring cross section
$F_{r\text{ zul}}$	66.100 N	Max. radial load fixing screws (friction locking)
d_0	732 mm	Pitch circle diameter gearing
m	6 mm	Modul of gearing
z	122	Number of teeth
$F_{z\text{ norm}}$	21.300 N	Max. tooth force root fatigue strenght (at a shock factor of 1,2)
$F_{z\text{ max}}$	31.500 N	Max. tooth force against tooth fracture (at a shock factor of 1,35)

Temperature range

T_{min}	-25 °C	Operating temperature min.
T_{max}	80 °C	Operating temperature max.



Calculation factors

C_a	162.000 N	Basic dynamic load rating, axial
C_{0a}	455.000 N	Basic static load rating, axial
C_r	147.000 N	Basic dynamic load rating, radial
C_{0r}	171.000 N	Basic static load rating, radial

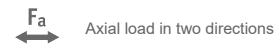
Characteristics



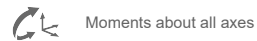
Radial load



Axial load in one direction



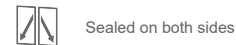
Axial load in two directions



Moments about all axes



Grease Lubrication



Sealed on both sides



Large bearing