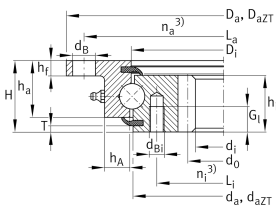


**VLI200544-N-RL1** [↗](#)

Slewing ring, 4 point contact bearing, internal gear teeth

Four point contact bearings, light series 20,
internal gear teeth, lip seals on both sides

Technical information



Your current product variant

Gearing	N	Normalized gear teeth on bearing ring
Radial internal clearance	RL1	Radial clearance 0 to 0,1; axial tilting clearance 0 to 0,21

Main Dimensions & Performance Data

d_1	444 mm	Bore Diameter
H	56 mm	Height
D_a	648 mm	Outside Diameter
	-0,5 mm	Outside diameter lower tolerance
	0 mm	Outside diameter upper tolerance
	-IT8	Diameter centring outer ring tolerance
h_f	12 mm	Height of flange
h_a	44,5 mm	Width outer ring
h_i	44,5 mm	Width inner ring
$\approx m$	39,84 kg	Weight



Dimensions

D_i	545,5 mm	Inner diameter outer ring
	0,5 mm	Inner diameter outer ring upper tolerance
	0 mm	Inner diameter outer ring lower tolerance
L_a	620 mm	Pitchcircle diameter fixing holes outer ring
n_a	10	Number of fixing holes in outer ring
d_B	18 mm	Fixing bore
d_a	542,5 mm	Outside diameter inner ring
	0 mm	Outside diameter inner ring upper tolerance
	-0,5 mm	Outside diameter inner ring lower tolerance
L_i	505 mm	Pitchcircle diameter fixing holes inner ring
d_{Bi}	M12	Tread fixing bore
G_i	20 mm	Thread depth fixing hole
n_i	16	Number of fixing holes in inner ring
$F_{r\text{ zul}}$	66.100 N	Max. radial load fixing screws (friction locking)
m	6 mm	Modul of gearing
z	76	Number of teeth
d_0	456 mm	Pitch circle diameter gearing
h_A	20 mm	Ring cross section
$F_{z\text{ norm}}$	23.700 N	Max. tooth force root fatigue strenght (at a shock factor of 1,2)
$F_{z\text{ max}}$	35.000 N	Max. tooth force against tooth fracture (at a shock factor of 1,35)

Temperature range

T_{min}	-25 °C	Operating temperature min.
T_{max}	80 °C	Operating temperature max.



Calculation factors

C_a	152.000 N	Basic dynamic load rating, axial
C_{0a}	385.000 N	Basic static load rating, axial
C_r	138.000 N	Basic dynamic load rating, radial
C_{0r}	144.000 N	Basic static load rating, radial

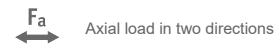
Characteristics



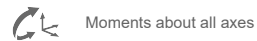
Radial load



Axial load in one direction



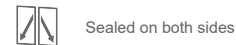
Axial load in two directions



Moments about all axes



Grease Lubrication



Sealed on both sides



Large bearing