

VSA200544-N [↗](#)

Slewing ring, 4 point contact bearing, external gear teeth

Slewing ring, 4 point contact bearing, external gear teeth

Technical information



Your current product variant

Gearing	N	Normalized gear teeth on bearing ring
Radial internal clearance	Standard_SL	Standard radial clearance 0 to 0,3 and axial tilting clearance 0 to 0,53

Main Dimensions & Performance Data

d_i	472 mm	Bore Diameter
	0,5 mm	Bore diameter upper tolerance
	0 mm	Bore diameter lower tolerance
H	56 mm	Height
D_a	640,3 mm	Outside Diameter
h_a	44,5 mm	Width outer ring
h_i	44,5 mm	Height of inner ring
$\approx m$	43,215 kg	Weight



Dimensions

D_i	545,5 mm	Inner diameter outer ring
	0,5 mm	Inner diameter outer ring upper tolerance
	0 mm	Inner diameter outer ring lower tolerance
d_a	542,5 mm	Outside diameter inner ring
	0 mm	Outside diameter inner ring upper tolerance
	-0,5 mm	Outside diameter inner ring lower tolerance
n_i	32	Number of fixing holes in inner ring
L_i	498 mm	Pitchcircle diameter fixing holes inner ring
d_B	14 mm	Fixing bore
n_a	28	Number of fixing holes in outer ring
L_a	585 mm	Pitchcircle diameter fixing holes outer ring
d_{Ba}	M12	Tread fixing bore
G_i	20 mm	Thread depth fixing hole
$F_{r\text{ zul}}$	115.600 N	Max. radial load fixing screws (friction locking)
d_0	630 mm	Pitch circle diameter gearing
m	6 mm	Modul of gearing
z	105	Number of teeth
	-0,142 mm	Profile shift
$F_{z\text{ norm}}$	21.300 N	Max. tooth force root fatigue strenght (at a shock factor of 1,2)
$F_{z\text{ max}}$	31.500 N	Max. tooth force against tooth fracture (at a shock factor of 1,35)

Temperature range


T_{min}	-25 °C	Operating temperature min.
T_{max}	80 °C	Operating temperature max.



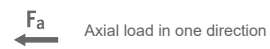
Calculation factors

C_a	152.000 N	Basic dynamic load rating, axial
C_{0a}	870.000 N	Basic static load rating, axial
C_r	138.000 N	Basic dynamic load rating, radial
C_{0r}	400.000 N	Basic static load rating, radial

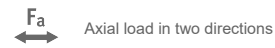
Characteristics




Radial load



Axial load in one direction



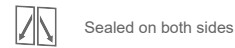
Axial load in two directions



Moments about all axes



Grease Lubrication



Sealed on both sides



Large bearing