

**VSA200644-N** [↗](#)

Slewing ring, 4 point contact bearing, external gear teeth

Slewing ring, 4 point contact bearing, external gear teeth

## Technical information

**Your current product variant**

Gearing	N	Normalized gear teeth on bearing ring
Radial internal clearance	Standard_SL	Standard radial clearance 0 to 0,3 and axial tilting clearance 0 to 0,53

**Main Dimensions & Performance Data**

$d_i$	572 mm	Bore Diameter
	0,6 mm	Bore diameter upper tolerance
	0 mm	Bore diameter lower tolerance
H	56 mm	Height
$D_a$	742,3 mm	Outside Diameter
$h_a$	44,5 mm	Width outer ring
$h_i$	44,5 mm	Height of inner ring
$\approx m$	52,1 kg	Weight



## Dimensions

$D_i$	645,5 mm	Inner diameter outer ring
	0,6 mm	Inner diameter outer ring upper tolerance
	0 mm	Inner diameter outer ring lower tolerance
$d_a$	642,5 mm	Outside diameter inner ring
	0 mm	Outside diameter inner ring upper tolerance
	-0,6 mm	Outside diameter inner ring lower tolerance
$n_i$	36	Number of fixing holes in inner ring
$L_i$	598 mm	Pitchcircle diameter fixing holes inner ring
$d_B$	14 mm	Fixing bore
$n_a$	32	Number of fixing holes in outer ring
$L_a$	685 mm	Pitchcircle diameter fixing holes outer ring
$d_{Ba}$	M12	Tread fixing bore
$G_i$	20 mm	Thread depth fixing hole
$F_{r\ zul}$	132.200 N	Max. radial load fixing screws (friction locking)
$d_0$	732 mm	Pitch circle diameter gearing
$m$	6 mm	Modul of gearing
$z$	122	Number of teeth
	-0,142 mm	Profile shift
$F_{z\ norm}$	21.300 N	Max. tooth force root fatigue strenght (at a shock factor of 1,2)
$F_{z\ max}$	31.500 N	Max. tooth force against tooth fracture (at a shock factor of 1,35)

## Temperature range


$T_{min}$	-25 °C	Operating temperature min.
$T_{max}$	80 °C	Operating temperature max.



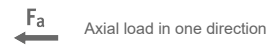
### Calculation factors

$C_a$	162.000 N	Basic dynamic load rating, axial
$C_{0a}$	1.040.000 N	Basic static load rating, axial
$C_r$	147.000 N	Basic dynamic load rating, radial
$C_{0r}$	475.000 N	Basic static load rating, radial

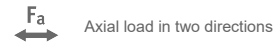
### Characteristics



Radial load



Axial load in one direction



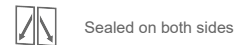
Axial load in two directions



Moments about all axes



Grease Lubrication



Sealed on both sides



Large bearing