

**VSA201094-N** [↗](#)

Slewing ring, 4 point contact bearing, external gear teeth

Slewing ring, 4 point contact bearing, external gear teeth

Technical information

**Your current product variant**

Gearing	N	Normalized gear teeth on bearing ring
Radial internal clearance	Standard_SL	Standard radial clearance 0 to 0,3 and axial tilting clearance 0 to 0,53

Main Dimensions & Performance Data

d_i	1.022 mm	Bore Diameter
	0,7 mm	Bore diameter upper tolerance
	0 mm	Bore diameter lower tolerance
H	56 mm	Height
D_a	1.198,1 mm	Outside Diameter
h_a	44,5 mm	Width outer ring
h_i	44,5 mm	Height of inner ring
$\approx m$	90,998 kg	Weight



Dimensions

D_i	1.095,5 mm	Inner diameter outer ring
	0,7 mm	Inner diameter outer ring upper tolerance
	0 mm	Inner diameter outer ring lower tolerance
d_a	1.092,5 mm	Outside diameter inner ring
	0 mm	Outside diameter inner ring upper tolerance
	-0,7 mm	Outside diameter inner ring lower tolerance
n_i	48	Number of fixing holes in inner ring
L_i	1.048 mm	Pitchcircle diameter fixing holes inner ring
d_B	14 mm	Fixing bore
n_a	44	Number of fixing holes in outer ring
L_a	1.135 mm	Pitchcircle diameter fixing holes outer ring
d_{Ba}	M12	Tread fixing bore
G_i	20 mm	Thread depth fixing hole
$F_{r\ zul}$	181.700 N	Max. radial load fixing screws (friction locking)
d_0	1.184 mm	Pitch circle diameter gearing
m	8 mm	Modul of gearing
z	148	Number of teeth
	-0,119 mm	Profile shift
$F_{z\ norm}$	28.300 N	Max. tooth force root fatigue strenght (at a shock factor of 1,2)
$F_{z\ max}$	42.000 N	Max. tooth force against tooth fracture (at a shock factor of 1,35)

Temperature range








T_{min}	-25 °C	Operating temperature min.
T_{max}	80 °C	Operating temperature max.



Calculation factors

C_a	198.000 N	Basic dynamic load rating, axial
C_{0a}	1.770.000 N	Basic static load rating, axial
C_r	179.000 N	Basic dynamic load rating, radial
C_{0r}	810.000 N	Basic static load rating, radial

Characteristics

-  Radial load
-  Axial load in one direction
-  Axial load in two directions
-  Moments about all axes
-  Grease Lubrication
-  Sealed on both sides
-  Large bearing