

**KR40-PP-A** **Stud type track roller**

Stud type track rollers KR..-PP-A, single row needle roller bearings with particularly thick-walled outer ring, needle roller and cage assembly and a solid roller stud with fixing thread and a mounting aid, axial guidance of outer ring is provided by the plastic axial plain washers, contact flange and contact washer, three-stage sealing by plastic axial plain washer on both sides, without eccentric collar

Technical information

**Your current product variant**

Type of Seal	PP	Three-stage sealing by plastic axial plain washer on both sides
Outer ring profile	IOP	Optimized INA-profile
Grease nipples	2x	Drive-fit lubrication nipple unmounted 2x
Relubrication	KSP	Via head, stud and fit
Assembling aid head	I6	Hexagon socket
Mounting aid	I6	Hexagon socket

Main Dimensions & Performance Data

D	40 mm	Outside diameter
d ₁	18 mm	Fit diameter of roller stud / stud
B	58 mm	Width of the roller stud
C _{r w}	10.900 N	Basic dynamic load rating, radial
C _{0r w}	16.000 N	Basic static load rating, radial
C _{ur w}	2.130 N	Fatigue load limit, radial
n _{D G}	2.900 1/min	Speed on permanent grease lubrication
≈m	0,23 kg	Weight







Dimensions

B ₁	21,6 mm	Maximum width of thrust washer
B ₂	36,5 mm	Bolt/stud length effectively
B ₃	8 mm	Distance to lubrication hole
C	20 mm	Width, outer ring
C ₁	0,8 mm	Protrusion outer ring to thrust washer
r _{min}	1 mm	Minimum chamfer dimension
d ₂	31,5 mm	Stop diameter of thrust washer
d ₃	3 mm	Diameter lubrication hole
G	M18X1,5	Thread
I _G	19 mm	Thread length
W	8 mm	Width of flats

Additional information

	NIPA2X7,5	Drive-fit lubrication nipple
M _A	87 Nm	Tightening torque nut

Characteristics

	Radial load
	Lifetime lubrication, freedom from maintenance
	Grease Lubrication
	Sealed on both sides