

**HFL1826** [↗](#)

Drawn cup roller clutch

Drawn cup roller clutch HFL, with bearing

Technical information

Your current product variant

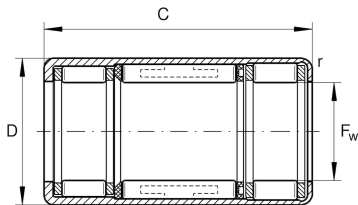
Lubricant	L564	Grease (L564/standart specific - dynamic)
Coating	Without	
Shape of outer surface	Without	Smooth outside surface
Spring design	Standard	Steel pressure springs

Main Dimensions & Performance Data

F_w	18 mm	Under roller diameter
D	24 mm	Outside diameter
C	26 mm	Width, outer ring
C_r	8.000 N	Basic dynamic load rating, radial
C_{0r}	10.200 N	Basic static load rating, radial
r_{min}	0,3 mm	Minimum chamfer dimension
C_{ur}	1.440 N	Fatigue load limit, radial
n_{GA}	7.500 1/min	Limiting speed for rotating outer ring
n_{GW}	7.500 1/min	Limiting speed for rotating shaft
$\approx m$	24,8 g	Weight

Mounting dimensions

$M_{d per}$	24,1 Nm	Permissible torque
-------------	---------	--------------------










Temperature range

T_{\min}	-10 °C	Operating temperature min.
T_{\max}	70 °C	Operating temperature max.

Characteristics

-  Radial load
-  Grease Lubrication
-  Not sealed
-  Small design envelope
-  One way clutch