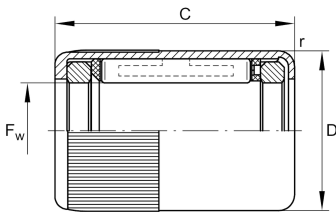
**HFL0615-R**

## Drawn cup roller clutch

Drawn Cup roller clutches HFL, with plain or rolling bearing arrangement, steel springs, knurled outer ring

## Technical information

**Main Dimensions & Performance Data**

$F_w$	6 mm	Under roller diameter
D	10 mm	Outside diameter
C	15 mm	Width, outer ring
$r_{min}$	0,3 mm	Minimum chamfer dimension
$(Fr \cdot n)_{max}$	18.000 N/min	Limiting load
$F_{r max}$	110 N	Permissible radial load
$n_{GA}$	13.000 1/min	Limiting speed for rotating outer ring
$n_{GW}$	23.000 1/min	Limiting speed for rotating shaft
$\approx m$	3,825 g	Weight

**Mounting dimensions**

$M_{d per}$	0,5 Nm	Permissible torque
-------------	--------	--------------------






**Temperature range**

$T_{min}$	-10 °C	Operating temperature min.
$T_{max}$	70 °C	Operating temperature max.



### Characteristics

---

-  Radial load
-  Grease Lubrication
-  Not sealed
-  Small design envelope
-  One way clutch