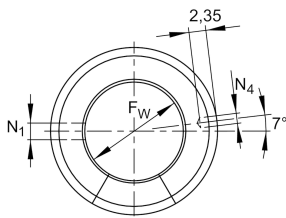


**KS12-PP**

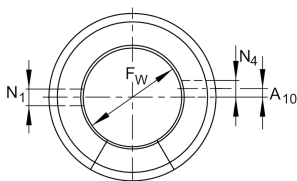
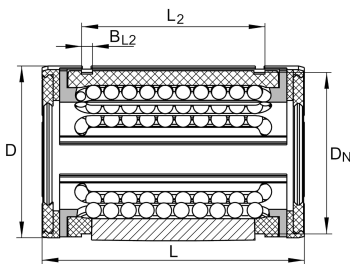
Linear Ball Bearing

Linear ball bearings KS...-PP, heavy load range, lip seals on both sides

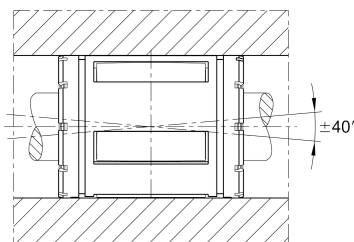
Technical information



KS12
KSO12



KS30, 40, 50
KSO30, 40, 50



Your current product variant

Size Code	12
Seal	PP Sealed

Main Dimensions & Performance Data

F _w	12 mm	Bore diameter
D	22 mm	Outside diameter
L	32 mm	Length
C _{min}	630 N	Load capacity dyn.
C _{0 min}	600 N	Load capacity stat.
C _{max}	900 N	Load capacity dyn.
C _{0 max}	1.100 N	Load capacity stat.
≈m	0,02 kg	Weight

Mounting dimensions

L ₂	22,6 mm	
	H13	Tolerance
B _{L2}	1,3 mm	
D _N	21 mm	
N ₄	3 mm	
	8	Number of rows balls