

**KS16**

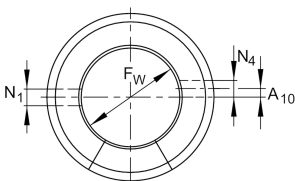
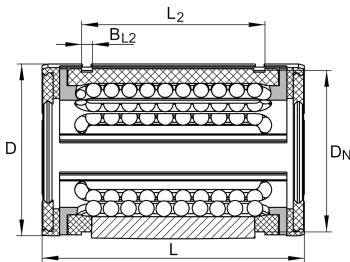
Linear Ball Bearing

Linear ball bearings KS..., heavy load range,
gap seals on both sides

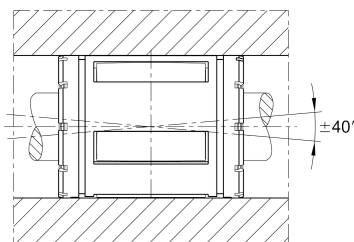
Technical information



KS16, 20
KSO16, 20



KS30, 40, 50
KSO30, 40, 50



Your current product variant

Size code 16

Main Dimensions & Performance Data

F _w	16 mm	Bore diameter
D	26 mm	Outside diameter
L	36 mm	Length
C _{min}	1.060 N	Load capacity dyn.
C _{0 min}	950 N	Load capacity stat.
C _{max}	1.430 N	Load capacity dyn.
C _{0 max}	1.550 N	Load capacity stat.
≈m	0,03 kg	Weight

Mounting dimensions

L ₂	24,6 mm	
	H13	Tolerance
B _{L2}	1,3 mm	
D _N	25 mm	
N ₁	3 mm	
N ₄	3 mm	
	8	Number of rows balls