

**KS16-PP**

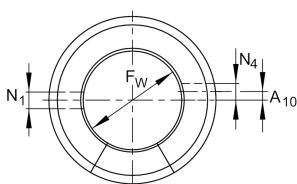
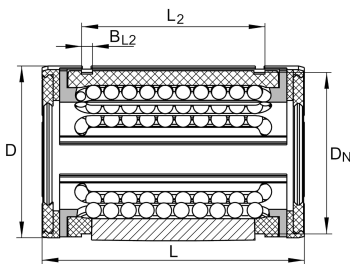
Linear Ball Bearing

Linear ball bearings KS...-PP, heavy load range, lip seals on both sides

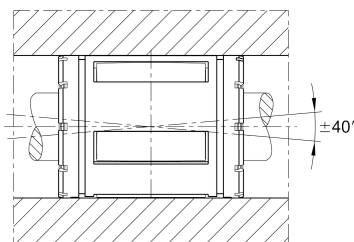
Technical information



KS16, 20
KSO16, 20



KS30, 40, 50
KSO30, 40, 50



Your current product variant

Size Code	16	
Seal	PP	Sealed

Main Dimensions & Performance Data

F _w	16 mm	Bore diameter
D	26 mm	Outside diameter
L	36 mm	Length
C _{min}	1.060 N	Load capacity dyn.
C _{0 min}	950 N	Load capacity stat.
C _{max}	1.430 N	Load capacity dyn.
C _{0 max}	1.550 N	Load capacity stat.
≈m	0,03 kg	Weight

Mounting dimensions

L ₂	24,6 mm	
	H13	Tolerance
B _{L2}	1,3 mm	
D _N	25 mm	
N ₁	3 mm	
N ₄	3 mm	
	8	Number of rows balls