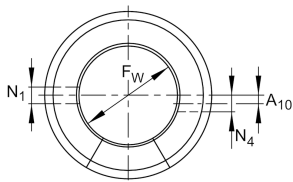
**KS25**

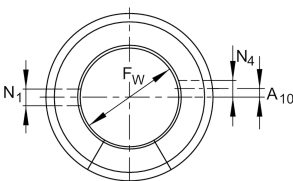
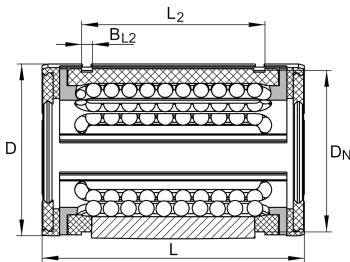
Linear Ball Bearing

Linear ball bearings KS..., heavy load range,
gap seals on both sides

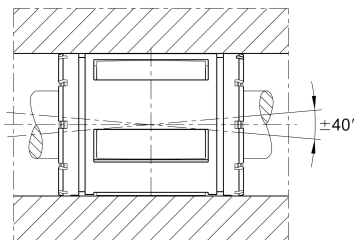
Technical information



KS25
KSO25



KS30, 40, 50
KSO30, 40, 50



Your current product variant

Size Code 25

Main Dimensions & Performance Data

F _w	25 mm	Bore diameter
D	40 mm	Outside diameter
L	58 mm	Length
C _{min}	2.700 N	Load capacity dyn.
C _{0 min}	2.430 N	Load capacity stat.
C _{max}	3.950 N	Load capacity dyn.
C _{0 max}	4.300 N	Load capacity stat.
≈m	0,1 kg	Weight

Mounting dimensions

L ₂	43,7 mm	
	H13	Tolerance
B _{L2}	1,85 mm	
D _N	38 mm	
A ₁₀	1,5 mm	Angle of sector opening
N ₁	3,5 mm	
N ₄	3 mm	
	8	Number of rows balls