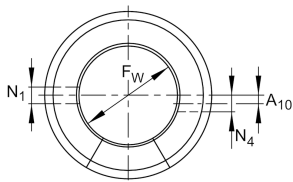
**KSO25-PP**

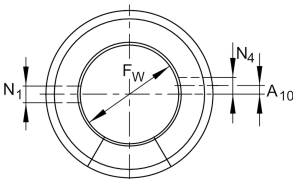
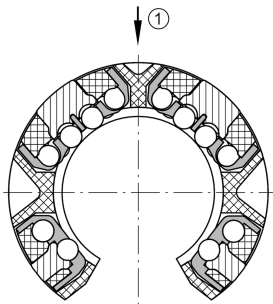
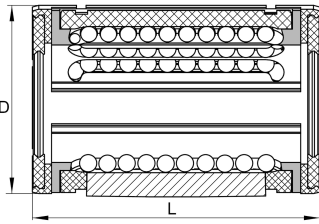
Linear Ball Bearing

Linear ball bearings KSO...-PP, heavy load range, lip seals on both sides

Technical information



KS25
KSO25



KS30, 40, 50
KSO30, 40, 50

Your current product variant

Size Code	25	
Seal	PP	Sealed

Main Dimensions & Performance Data

F_w	25 mm	Bore diameter
D	40 mm	Outside diameter
L	58 mm	Length
C_{max}	3.950 N	Load capacity dyn.
$C_{0 max}$	4.300 N	Load capacity stat.
m	0,08 kg	Weight

Mounting dimensions

B_2	12,5 mm	Width of sector opening
A_{10}	1,5 mm	Angle of sector opening
N_1	3,5 mm	
N_4	3 mm	
α	60 °	Angle of sector opening
	6	Number of rows balls



View product details on medias

08.07.2026, 09:46:43 UTC

SCHAEFFLER

