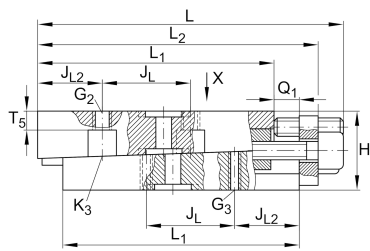
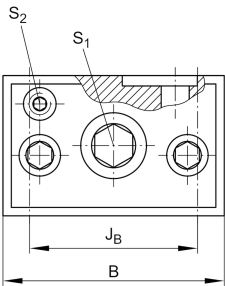




### VUS26086-A

Adjusting gib

## Technical information

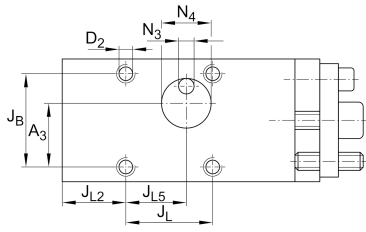


### Your current product variant

Size code	26086
Version	A

### Main Dimensions & Performance Data

L	97 mm	Length max
H	25 mm	Height min
B	39,5 mm	Width
≈m	0,588 kg	Weight



### Mounting dimensions

L <sub>1</sub>	75 mm	
L <sub>2</sub>	89 mm	Max
J <sub>B</sub>	30 mm	
Tol J <sub>B</sub>	+ 0,1 mm	Upper tolerance
Tol J <sub>B</sub>	- 0,1 mm	Lower tolerance
J <sub>L</sub>	28 mm	
Tol J <sub>L</sub>	+ 0,1 mm	Upper tolerance
Tol J <sub>L</sub>	- 0,1 mm	Lower tolerance
J <sub>L2</sub>	20,5 mm	
J <sub>L5</sub>	19,5 mm	
Q <sub>1</sub>	8 mm	Max
A <sub>3</sub>	20,5 mm	
N <sub>3</sub>	5 mm	
N <sub>4</sub>	16 mm	
T <sub>5</sub>	6 mm	



### Additional information

S 1	6 mm	Adjustment screw hexagon socket
S 2	3 mm	Locking/extraction screw hexagon socket
G 2	M6	Fixing screws DIN ISO4762-12.9
M A G2	17 Nm	Tightening torque
G 3	M4	Fixing screws DIN ISO4762-12.9
M A G3	5 Nm	Tightening torque
K 3	M4	Fixing screws DIN ISO4762-12.9
M A K3	5 Nm	Tightening torque
D 2	4,9 mm	Core hole
$\Delta h$	0,4 mm	Adjustment max
	0,05 mm	Adjustment per screw revolution

### Related products

RUS26086	For linear roller bearing
----------	---------------------------