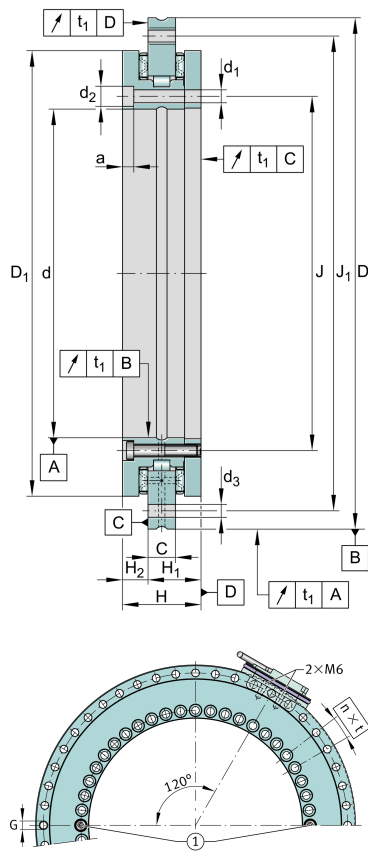


**YRTCMA180-XL**

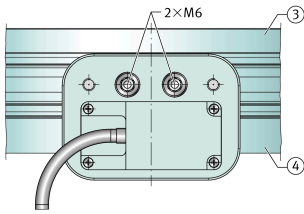
Axial/radial roller bearing

Axial/radial bearings, double direction, screw mounting, with integrated absolute angular measuring system

Technical information

**Main Dimensions & Performance Data**

| | | |
|-------------|-----------|------------------------------------|
| d | 180 mm | Bore diameter |
| | 0 mm | Bore diameter upper tolerance |
| | -0,013 mm | Bore diameter lower tolerance |
| D | 280 mm | Outside diameter |
| | 0 mm | Outside diameter upper tolerance |
| | -0,018 mm | Outside diameter lower tolerance |
| H | 50 mm | Height |
| C_r | 100.000 N | Basic dynamic load rating, radial |
| C_{0r} | 200.000 N | Basic static load rating, radial |
| C_a | 134.000 N | Basic dynamic load rating, axial |
| C_{0a} | 730.000 N | Basic static load rating, axial |
| n_G | 600 1/min | Limiting speed |
| M_R | 5 Nm | Bearing friction torque at 5 1/min |
| $\approx m$ | 8,21 kg | Weight |



Mounting dimensions

| | | |
|----------------|--------|---|
| J | 194 mm | Pitch circle diameter fixing holes in inner ring |
| J ₁ | 260 mm | Pitch circle diameter fixing holes in outer ring |
| d ₁ | 7 mm | Fixing holes diameter inner ring |
| d ₂ | 11 mm | Counterbore diameter of fixing holes |
| a | 6,2 mm | Counterbore depth of fixing holes |
| | 46 | Quantity of fixing holes inner ring |
| d ₃ | 7 mm | Fixing holes diameter outer ring |
| | 45 | Quantity of fixing holes outer ring |
| n | 48 | Pitch quantity |
| t | 7,5 ° | Pitch separation angle |
| G | M8 | Threaded extraction hole |
| | 3 | Quantity of threaded extraction hole |
| M _A | 14 Nm | Screw tightening torque |
| | 2 | Quantity of retaining screws |
| t ₁ | 4 μm | Axial and radial runout, measurement standard; Measured on mounted bearing, with ideal adjacent construction. |

Dimensions

| | | |
|--------------------|-----------|--|
| H ₁ | 29 mm | Height contact face outer ring |
| | 0,03 mm | Height contact face outerring H1 upper tolerance |
| | -0,03 mm | Height contact face outerring H1 lower tolerance |
| H ₂ | 21 mm | Height contact face outer ring |
| | 0,025 mm | Height contact face outerring H2 upper tolerance |
| | -0,025 mm | Height contact face outerring H2 lower tolerance |
| D _{1 max} | 245,1 mm | Maximum diameter inner ring |
| C | 15 mm | Width of outer ring |









Temperature range

| | | |
|-----------|--------|----------------------------|
| T_{min} | -30 °C | Operating temperature min. |
| T_{max} | 120 °C | Operating temperature max. |

Additional information

| | | |
|----------|-------------------|---|
| c_{aL} | 9.400 N/ μ m | Axial rigidity of bearing position |
| c_{rL} | 5.000 N/ μ m | Radial rigidity of bearing position |
| c_{kL} | 46.000 Nm/mrad | Tilting rigidity of bearing position |
| c_{aW} | 13.500 N/ μ m | Axial rigidity of rolling element set |
| c_{rW} | 5.300 N/ μ m | Radial rigidity of rolling element set |
| c_{kW} | 88.500 Nm/mrad | Tilting rigidity of rolling element set |

Characteristics

-  Radial load
-  Axial load in one direction
-  Axial load in two directions
-  Moments about all axes
-  Grease Lubrication
-  Not sealed